

Authors and Collaborators

Authors

Hiroyuki Osada

Chemical Biology Research Group, RIKEN Center for Sustainable Resource Science,
2-1 Hirosawa, Wako, Saitama 351-0198, Japan
e-mail: hisyo@riken.jp

Nobumoto Watanabe

Bio-Active Compounds Discovery Research Unit, RIKEN Center for Sustainable Resource Science
2-1 Hirosawa, Wako, Saitama 351-0198, Japan
e-mail: nwatanab@riken.jp

Akihiro Ito

¹Chemical Genetics Laboratory, RIKEN,
²Chemical Genomics Research Group, RIKEN Center for Sustainable Resource Science
2-1 Hirosawa, Wako, Saitama 351-0198, Japan
e-mail: akihiro-i@riken.jp

Minoru Yoshida

¹Chemical Genetics Laboratory, RIKEN,
²Chemical Genomics Research Group, RIKEN Center for Sustainable Resource Science,
2-1 Hirosawa, Wako, Saitama 351-0198, Japan
e-mail: yoshidam@riken.jp

Etsu Tashiro

Department of Biosciences and Informatics, Faculty of Science and Technology,
Keio University,
3-14-1 Hiyoshi, Kohoku-ku, Yokohama, Kanagawa 223-8522, Japan

Mitsuhiro Kitagawa

Department of Biosciences and Informatics, Faculty of Science and Technology,
Keio University,
3-14-1 Hiyoshi, Kohoku-ku, Yokohama, Kanagawa 223-8522, Japan

Masaya Imoto

Department of Biosciences and Informatics, Faculty of Science and Technology,
Keio University,
3-14-1 Hiyoshi, Kohoku-ku, Yokohama, Kanagawa 223-8522, Japan
e-mail: imoto@bio.keio.ac.jp

Takao Kataoka

Department of Applied Biology, Kyoto Institute of Technology,
Matsugasaki, Sakyo-ku, Kyoto 606-8585, Japan
e-mail: takao.kataoka@kit.ac.jp

Takeo Usui

Faculty of Life and Environmental Sciences, University of Tsukuba,
1-1-1 Tennodai, Tsukuba, Ibaraki 305-8572, Japan
e-mail: usui.takeo.kb@u.tsukuba.ac.jp


Hiroyuki Koshino

Molecular Structure Characterization Unit, RIKEN Center for Sustainable
Resource Science,
2-1 Hirosawa, Wako, Saitama 351-0198, Japan


Collaborators

Makoto Muroi, RIKEN Center for Sustainable Resource Science
Yasumitsu Kondoh, RIKEN Center for Sustainable Resource Science
Makoto Kawatani, RIKEN Center for Sustainable Resource Science
Yushi Futamura, RIKEN Center for Sustainable Resource Science
Junnosuke Otaka, RIKEN Center for Sustainable Resource Science

Toshihiko Nogawa, RIKEN Center for Sustainable Resource Science
Naoki Kato, RIKEN Center for Sustainable Resource Science
Kazuko Yoshida, RIKEN Center for Sustainable Resource Science
Takeshi Kashiwa, RIKEN Center for Sustainable Resource Science
Lai Ngit Shin, Universiti Sains Malasia
Azhar Rasul, RIKEN Center for Sustainable Resource Science
Amit Subedi, RIKEN Center for Sustainable Resource Science
Kruthi Suvarna, RIKEN Center for Sustainable Resource Science
Tatsuro Kawamura, Max-Planck-Institute of Molecular Physiology
Hiroki Hayase, Japan Science and Technology Agency
Yasushi Takemoto, Kyoto University
Harumi Aono, RIKEN Center for Sustainable Resource Science



H. OSADA



N. WATANABE




M. YOSHIDA



A. ITO



M. IMOTO



E. TASHIRO



M. KITAGAWA



T. KATAOKA



T. USUI



H. KOSHINO




T. KASHIWA, A. SUBEDI, Y. KONDOH, T. NOGAWA, A. RASUL, J. OTAKA, M. MUROI
K. YOSHIDA, H. AONO, K. SUVARNA, M. KAWATANI, N. KATO



Y. FUTAMURA



N. S. LAI



T. KAWAMURA



H. HAYASE



Y. TAKEMOTO

Index

A

17-AAG, 90
Abscisic acid, 370
ABT-737, 79, 99
Acetyl-coenzyme A (acetyl-CoA), 50, 52
Actin, 155, 175, 271, 275
ACTR, 50
Acute lymphoblastic leukemia (ALL), 49
Acute myeloid leukemia (AML), 52, 61
Acute promyelocytic leukemia (APL), 43, 49
Adenoid cystic carcinoma, 43
Adipogenesis, 190
Affinity beads, 5, 6
Aggresome, 160
AGK2, 49
AK7, 49
Akt, 175, 370
All-trans-retinoic acid (ATRA), 27
Allylsulfides, 46
Alzheimer's disease (AD), 78, 89
5' AMP-activated protein kinase (AMPK), 96
Amyloid β , 154
Amyotrophic lateral sclerosis (ALS), 52
Anacardic acid, 51, 52
Angiogenesis, 160
Antiangiogenesis, 202, 206, 216, 232, 303,
333, 355, 359, 367
Antifungal, 170, 181, 188, 195, 288, 303, 310,
327, 337
Anti-hyperlipidemic, 230
Anti-inflammation, 186, 303, 323, 355
Antimalarial, 161, 204, 280, 284

Antimitotic, 253
Antitumor, 155, 179, 206, 210, 212, 226, 243,
253, 255, 257, 266, 267, 269, 273, 275,
295, 299, 301, 325, 329, 348, 355, 359,
361, 367
Antiviral, 181, 210
AP26113, 16
Apicidin, 45
Apoptosis, 49, 52, 153, 157, 160, 165, 173,
181, 198, 200, 243, 247, 262, 290, 295,
303, 327, 357, 365
ASP3026, 16
Aurora kinase, 365
Autophagosomes, 79, 93
Autophagy, 78, 318, 337, 359
Autophagy-related genes (ATG), 79, 93
Azacitidine (5-azacytidine), 38, 60
AZD1152, 24

B

Bafilomycin A₁, 100
B-cell lymphoma (BCL)-2, 76, 79, 247
BCL-xL, 247
Beclin 1, 99
Belinostat (PXD101), 38, 44
BI2536, 20
Biocidal, 167
BIX-01294, 56
Bortezomib, 100
BRCA1, 81
BRCA2, 81

- Bromodomain, 39, 52, 53, 260
 Bromodomain and extraterminal (BET),
 52, 260
 Butyrate, 42
- C**
 C646, 52
 c-Abl, 91
 Ca²⁺/calmodulin, 255
 Cachexia, 289
 Calcineurin, 118, 197
 Calpain, 98
 Cambinol, 48
 Cancer, 38, 56, 59, 61
 Cancer therapy, 38
 Cantharidin, 88
 Caspases, 76
 β -Catenin, 306, 346, 361, 369
 CBP, 50
 Cell cycle, 43, 210
 Cellular thermal shift assay (CETSA), 4, 6
 CH5424802, 16
 Chaetocin, 56
 Chaperone, 160
 Chemical array, 3
 Chemopreventive, 255
 ChemProteoBase, 5
 CHIR99021, 26
 Chloroquine, 100
 Chromodomain, 53
 CI-994, 44
 CLOCK, 50
 CLR family, 136
 Coactivators, 50
 Comprising valproate, 26
 CpGs, 60
 Crizotinib, 16
 Crystal structure, 49, 52
 Curcumin, 51
 Cyclic hydroxamic acid-containing peptide
 (CHAP) 31, 45, 46
 Cyclin-dependent kinase (CDK), 316
- D**
 Daminozide, 59
 Deacetylase, 323
 3-Deazaneplanocin A (DZNep), 26, 57
 Decitabine (5-aza-2'-deoxycytidine), 38, 60, 61
 Demethylases, 251, 320
 Diffuse large B-cell lymphoma (DLBCL),
 56, 57
- Dinaciclib, 19
 DNA
 demethylation, 61
 methylation, 38, 52, 60
 replication, 60
 DNA methyltransferase (DNMT), 38, 46,
 60, 61
 DOT1L, 54, 57
Drosophila melanogaster, 22
 Drug affinity responsive target stability
 (DARTS), 4, 6
- E**
 Eeyarestatin I, 101
 Eg5, 331
 E11, 57
 ELP3, 50
 ENMD-2076, 24
 Epigenetics, 38
 EPZ004777, 57
 EPZ005687, 57
 EPZ-5676, 57
 EPZ-6438, 57
 Erastin, 84
 ER-associated protein degradation (ERAD),
 101, 214
 ER stress, 344
 E3 ubiquitin ligase, 335
 EX-527, 48
 E(z), 56
 EZH2, 56, 57
- F**
 F16, 87
 Fas, 125
 Fas ligand, 122
 F₀/F₁ ATPase, 157
 FGF, 160
 FK228 (romidepsin/depsipeptide), 38, 46
 Flavin adenine dinucleotide (FAD), 57, 58
 Flavopiridol, 18
 Folimycin, 195
 Follicular lymphoma (FL), 56, 57
 Forskolin, 26
 FR901228, 46
- G**
 G9a, 56
 Garcinol, 51
 G2 checkpoint, 348

GCN5, 50
 GCN5-related *N*-acetyltransferase (GNAT) family, 50
 Geldanamycin, 89–91, 237–238
 Genistein, 61
 Geranylgeranyl diphosphate (GGPP) synthase, 239
 Gleevec, 15, 77, 91–92
 Glioblastoma, 43
 Gliotoxin, 56
 Glucose transporter, 245
 Glyoxalase, 239
 Gossypol, 79, 99
 Granzyme A, 123
 Granzyme B, 123
 GSK-126, 57
 GSK2879552, 59
 GSK461364A, 21
 GSK-J1, 59, 60
 GSK-J4, 60

H

HAT1, 50
 HBO1, 50
 H3-CoA-20, 52
 Hda1, 41
 HDAC inhibitor, 42–44, 46
 Heat shock protein 60 (HSP60), 218
 Heat shock protein 70 (HSP70), 89, 90, 159, 202, 275, 290
 Heat shock protein 90 (HSP90), 160, 186, 237, 308
 Heat shock proteins (HSPs), 369
 Hesperadin, 23
 High-content screening, 2
 High-throughput screening, 2, 48
 Histone, 38, 50
 acetylation, 44
 methylation, 53
 modification, 38, 52
 Histone acetyltransferases (HATs), 39, 50–52, 255
 Histone deacetylase (HDAC), 38–41, 43–46, 226, 339, 341
 Histone demethylases (HDMs), 53
 Histone methyltransferases (HMTs), 53–56
 HIV-1 proteinase, 177, 188, 286, 333
 HMG-CoA reductase, 192
 Hsc70, 159, 202
 Human epidermal growth factor receptor 2 (HER-2), 77, 86
 Huntington's disease (HD), 78, 89, 97

5-Hydroxymethylcytosine (5hmC), 60
 Hypolipidemic, 192
 Hypoxia-inducible factor 1 α (HIF1 α), 212

I

I-BET, 52
 Immunosuppressant, 177, 197, 202, 228, 277, 301, 310
 Inflammasomes, 204
 Inflammatory disorders, 42, 177
 Inhibitor of apoptosis (IAP), 80
 iNOS, 289
 Insulin, 190
 Isothiocyanates, 46
 Itk kinase, 177

J

JAK/STAT, 159
 JMJD2A (KDM3A), 59
 JMJD3 (KDM6B), 59, 60
 (+)-JQ1, 52
 Jumonji domain-containing histone demethylases (JHDM), 57–59

K

KDM6B, 60
 α -Ketoglutarate (α -KG), 57, 59
 Kinesin spindle protein (KSP), 331

L

Lactacystin, 100
 Lanperisone, 85
 LDK378, 16
 Leukemia, 59
 Light chain 3 (LC3), 79, 93
 Lithium chloride (LiCl), 97
 Locally advanced rectal cancer, 43
 Lys-CoA, 52
 Lysine demethylases (KDMs), 57, 58
 Lysine specific demethylase 1 (LSD1), 57–59
 Lysosome, 79, 100

M

Mammalian target of rapamycin (mTOR), 93, 94, 175, 301, 310, 371
 MAO-A, 59
 MAO-B, 59
 Melanoma, 52

- MetAP2, 232
 Metformin, 97
 Methanol inactivate bafilomycins by
 methylation, 170
 Methionine aminopeptidase, 232
 Methylation, 249
 5-Methylcytosine (5mC), 60
 1-Methyl-4-phenylpyridinium (MPP⁺), 92, 102
 1-Methyl-4-585 phenyl-1,2,3,6-
 tetrahydropyridine (MPTP), 92, 102
 Methyltransferase, 222, 351
 MG132, 100
 Microtubule dynamics, 241
 Migration, 212, 353
 Minocycline, 91
 Misfolded proteins, 153
 Mithramycin A, 27
 Mitochondrial outermembrane
 permeabilization (MOMP), 154
 Mitosis, 208
 Mixed-lineage leukemia (MLL), 57, 59
 MK2206, 88
 MK5108, 24
 MLN8237, 24
 MorphoBase, 2, 5
 Mouse xenograft, 48
 MOZ, 50
 MS-275, 44, 45
 Mucosa-associated lymphoid tissue
 lymphoma-translocation gene
 1 (MALT1), 118
 Multiple myeloma, 44
 Myelodysplastic syndrome (MDS), 38, 60, 61
 MYST family, 50
- N**
 Na, 20
 Necroptosis, 282
 Necrosis, 282
 Neuritogenic, 218
 Neurodegeneration, 42
 NF- κ B family, 138, 186, 220
 N-glycosylation, 159
 Nicotinamide, 47, 48
 Nilotinib, 92
 N-linked glycosylation, 344
 NLR family, 132
 Nonsense-mediated mRNA decay (NMD), 41,
 47, 288
 Non-small cell lung carcinoma, 52
 N-oxalylglycine (NOG), 59
- Nuclear export, 266
 Nuclear export signal (NES), 266
- O**
 Obatoclox, 79, 99
 Olaparib, 83
 Omura, S., 1
 ON 01910, 20
 ORY-1001, 59
 Osteoclastogenesis, 239
- P**
 p53, 49, 290
 p160, 50
 p300, 50, 52, 184
 Palbociclib, 19
 Panobinostat (LBH-589), 38, 44
 Parkinson's disease (PD), 49, 59, 78, 89
 Pattern recognition receptors (PRRs), 117
 pCAF, 50, 52
 PCI-34051, 44
 Penicillin, 1
 Peptidyl-prolyl *cis-trans* isomerase (PPIase),
 197
 Perforin, 122
 PHA739358, 24
 PI3 kinase, 88, 93, 95, 175, 357, 367, 370
 Piperlongumine, 87
 PKR, 204
 Plant homeodomain (PHD), 53
 Pluripotent stem (iPS) cell, 52
 Polo-like kinase (PLK), 3, 173
 Polo-like kinase 1 (PLK 1), 173
 Poly (ADP-ribose) polymerase
 (PARP), 262, 361
 Polycomb repressive complex 2 (PRC2), 56
 Procainamide, 61
 Procaspace-1, 132
 Procaspace-8, 125
 Proteasome, 186, 220, 264, 290, 305
 Protein arginine *N*-methyltransferases
 (PRMTs), 53, 54
 Protein disulfide isomerase (PDI), 153,
 154, 369
 Protein kinase, 327
 Protein palmitoylation, 188
 Protein phosphatase type 2A (PP2A), 88,
 230, 292
 Protein-protein interaction (PPI), 3, 234,
 269, 353

Protein translation, 200
 PRSET7, 56
 Psammaplin A, 46
 Purpurogallin, 22

R

Rapamycin, 93
 Ras, 83
 Reactive oxygen species (ROS), 295, 333
 Redox, 295
 Refractory cutaneous T-cell lymphoma, 44, 46
 Refractory peripheral T-cell lymphoma, 44
 Resveratrol, 97
 Reverse transcriptase, 1
 RG108, 61
 RLR family, 135
 Rotenone, 102
 Rpd3, 40, 41
 R-Roscovitine, 19

S

S1201, 59
S-adenosylhomocysteine (SAH), 55, 57
S-adenosylmethionine (SAM), 54–56, 60
 Salinomycin, 27
 SB939, 44
 SC-D, 84
 Self-renewal, 321
 Serine/threonine phosphatases type 2C (PP2C), 370
 Sertraline, 92
 SET7/9, 56
 SGI-110, 61
 SGI-1027, 61
 Silent information regulator 2 (Sir2), 41, 47, 48
 Silico screening, 52
 SirReal2, 49
 SIRT1, 224
 SIRT2, 163
 Sirtinol, 48
 Sirtuins, 41, 42, 47–49
 Spautin-1, 96
 Sphingolipid, 277
 Splicing, 299, 325
 Splitomicin, 48
 SRC1, 50
 Steroid receptor, 50
 Stress response, 204
 Suberoylanilide hydroxamic acid (SAHA) (Vorinostat), 38, 44
 Sulfuraphane, 46
 Sulfur-containing cyclic peptides (SCOPs), 46
 Suramin, 49

Surface plasmin resonance (SPR), 3
 Survivin, 80
 Su(var)3–9, 56
 Su(var)3–9, enhancer-of-zeste, trithorax (SET), 54, 56
 Synthetic lethality, 78, 81
 α -Synuclein (α SYN), 49, 78, 89, 98

T

TAF1, 50
 Target-based screening, 3
 Telomerase, 275
 Ten–eleven translocation (TET), 60
 Tenovin-1, 49
 Tenovin-6, 49
 Teratogenic, 335
 Thymine DNA glycosylase (TDG), 60
 TIFIIC90, 50
 TIP60, 50
 TLR family, 128
 Topoisomerase II, 179, 186
 Torin 1, 94
 Transcriptional factor, 50
 Translation initiation, 288
 Tranilcypropmine (TCP), 26, 59
 Trapoxin (TPX), 45
 Trichostatin A (TSA), 43–45
 TTNPB, 26
 Tubacin, 44
 Tubulin, 155, 241, 253, 297, 303
 α -Tubulin, 49
 γ -Tubulin, 241
 α -Tubulin deacetylase, 41
 Tudor domain, or malignant brain tumor (MBT) domain, 53
 Tumor prevention, 216
 Two-dimensional difference gel electrophoresis (2D-DIGE), 5

U

Ubiquitin, 100, 264
 UNC0638, 56
 UNC0642, 56
 Unfolded protein response (UPR), 344
 UTX (KDM6A), 60

V

Valosin-containing protein (VCP), 101–102
 Valproic acid, 43
 Vasodilative, 363
 V-ATPase, 170, 195, 206, 257, 301, 337
 Volasertib, 21

Voltage-dependent anion channel (VDAC), 80,
84, 86
Vps34, 93
VX-680, 23

W

Wnt, 306, 346, 361
Wortmannin, 96

X

Xanthohumol, 101
Xenograft model, 45, 57, 60

Xestospongine B, 99

X-linked inhibitor of apoptosis protein (XIAP),
76, 80

X-ray crystallographic analysis, 44

Y

YM155, 80

Z

Zebularine, 60
ZM447439, 23