
References

- Agresti, A. (1984). *Analysis of ordinal categorical data*. New York: Wiley.
- Agresti, A. (1990). *Categorical data analysis*. New York: Wiley.
- Agresti, A. (1996). *An introduction to categorical data analysis*. New York: Wiley.
- Agresti, A. (2002). *Categorical data analysis, (Second edition)*. New York: Wiley.
- Agresti, A., & Agresti, B. F. (1977). Statistical analysis of qualitative variation. In K. F. Schuessler (Ed.), *Sociological methodology 1978* (p. 204-237). Washington D.C.: American Sociological Association.
- Agresti, A., Booth, J. G., Hobert, J., & Caffo, B. (2000). Random-effects modeling of categorical response data. In M. E. Sobel & M. P. Becker (Eds.), *Sociological methodology 2000* (p. 27-80). Washington, D.C.: American Sociological Association.
- Agresti, A., & Coull, B. A. (1998). Approximate is better than “exact” for interval estimation of binomial proportions. *The American Statistician*, *52*, 119-126.
- Agresti, A., & Liu, I. M. (1999). Modeling a categorical variable allowing arbitrarily many category choices. *Biometrics*, *55*, 936-943.
- Aitchison, J., & Silvey, S. D. (1958). Maximum likelihood estimation of parameters subject to restraints. *Annals of Mathematical Statistics*, *29*, 813-828.
- Aitchison, J., & Silvey, S. D. (1960). Maximum-likelihood estimation procedures and associated tests of significance. *Journal of the Royal Statistical Society, Series B*, *22*, 154-171.
- Allison, P. D. (1990). Change scores as dependent variables in regression analysis. In C. C. Clogg (Ed.), *Sociological methodology 1990* (p. 93-114). Washington, D.C.: American Sociological Association.
- Allison, P. D. (1994). Using panel data to estimate the effects of events. *Sociological Research and Methods*, *23*, 174-199.
- Alwin, D. F. (2007). *Margins of error: A study in reliability in survey measurement*. New York: Wiley.
- Aris, E. M. (2001). *Statistical causal models for categorical data*. Tilburg: Dutch University Press.
- Balagtas, C. C., Becker, M. P., & Lang, J. B. (1995). Marginal modelling of categorical data from crossover experiments. *Applied Statistics*, *44*, 63-77.

- Bartolucci, F., Colombi, R., & Forcina, A. (2007). An extended class of marginal link functions for modelling contingency tables by equality and inequality constraints. *Statistica Sinica*, *17*, 691-711.
- Bassi, F., Hagenaaers, J. A., Croon, M. A., & Vermunt, J. K. (2000). Estimating true changes when categorical panel data are affected by uncorrelated and correlated errors. *Sociological Methods and Research*, *29*, 230-268.
- Becker, M. P. (1994). Analysis of repeated categorical measurements using models for marginal distributions: an application to trends in attitudes on legalized abortion. In P. V. Marsden (Ed.), *Sociological methodology* (Vol. 24, p. 229-265). Oxford: Blackwell.
- Becker, M. P., & Yang, I. (1998). Latent class marginal models for cross-classifications of counts. In A. E. Raftery (Ed.), *Sociological methodology* (Vol. 28, p. 293-326). Oxford: Blackwell.
- Bekker, M. H. J., Croon, M. A., & Vermaas, S. (2002). Inner body and outward appearance - the relationship between orientation toward outward appearance, body awareness and symptom perception. *Personality and Individual Differences*, *33*, 213-225.
- Berger, M. (1985). *Some aspects of the application of the generalized multivariate analysis of variance model*. Unpublished doctoral dissertation, Tilburg University, Tilburg.
- Bergsma, W. P. (1997). *Marginal models for categorical data*. Tilburg: Tilburg University Press.
- Bergsma, W. P., & Croon, M. A. (2005). Analyzing categorical data by marginal models. In L. A. Van der Ark, M. A. Croon, & K. Sijtsma (Eds.), *New developments in categorical data analysis for the social and behavioral sciences* (p. 83-101). Mahwah, New Jersey: Lawrence Erlbaum Associates.
- Bergsma, W. P., & Rudas, T. (2002a). Marginal models for categorical data. *Annals of Statistics*, *30*, 140-159.
- Bergsma, W. P., & Rudas, T. (2002b). Modeling conditional and marginal association in contingency tables. *Annales de la Faculté des Sciences de Toulouse*, *XI*, 455-468.
- Bergsma, W. P., & Rudas, T. (2002c). Variation independent parameterizations of multivariate categorical distributions. In C. M. Cuadras, J. Fortiana, & J. A. Rodriguez-Lallena (Eds.), *Distributions with given marginals and related topics* (p. 21-28). Amsterdam: Kluwer Academic Publishers.
- Berkson, J. (1980). Minimum chi-square, not maximum likelihood! *Annals of Statistics*, *8*, 457-487.
- Bilder, C. R., & Loughin, T. M. (2004). Testing for marginal independence between two categorical variables with multiple responses. *Biometrics*, *60*, 241-248.
- Bishop, Y. V. V., Fienberg, S. E., & Holland, P. W. (1975). *Discrete multivariate analysis*. Cambridge, MA: MIT Press.
- Blair, J., & Lacy, M. G. (2000). Statistics of ordinal variation. *Sociological Methods and Research*, *28*, 251-279.
- Bollen, K. A. (1989). *Structural equations with latent variables*. New York: Wiley.

- Borsboom, D. (2005). *Measuring the mind: Conceptual issues in contemporary psychology*. Cambridge: Cambridge University Press.
- Bradley, R. A., & Terry, M. R. (1952). The rank analysis of incomplete block designs. I. the method of paired comparisons. *Biometrika*, 39, 324-345.
- Brown, L. D., Cai, T. T., & Dasgupta, A. (1999). Interval estimation for a binomial proportion. *Statistical Science*, 16, 101-133.
- Bryk, A. S., & Weisberg, H. I. (1977). Use of the nonequivalent control group design when subjects are growing. *Psychological Bulletin*, 84, 950-962.
- Campbell, D. T., & Clayton, K. N. (1961). Avoiding regression effects in panel studies of communication impact. *Studies in public communication*, 3, 99-118.
- Campbell, D. T., & Kenny, D. A. (1999). *A primer on regression artifacts*. New York: Guilford.
- Campbell, D. T., & Stanley, J. C. (1963). *Experimental and quasi-experimental designs for research*. Chicago: RandMcNally.
- Cartwright, N. (1989). *Nature's capacities and their measurement*. Oxford: Clarendon Press.
- Caussinus, H. (1966). Contribution à l'analyse statistique des tableaux de corrélation. *Annales de la faculté des sciences de l'Université de Toulouse*, 29, 77-182.
- CBS News and the New York Times. (2001). 4/13/2001 2:34:51PM, "CBS News/New York Times Poll: Thomas Hearings Panelback", *hdl:1902.4/USCBSNYT1991-OCT91B*. University of Connecticut: Roper Center for Public Opinion Research.
- Cliff, N. (1993). Dominance statistics: Ordinal analyses to answer ordinal questions. *Psychological Bulletin*, 114, 494-509.
- Cliff, N. (1996). *Ordinal methods for behavioral analysis*. Mahwah, NJ: Lawrence Erlbaum.
- Clogg, C. C. (1981a). Latent structure models of mobility. *American Journal of Sociology*, 86, 836-868.
- Clogg, C. C. (1981b). New developments in latent structure analysis. In D. J. Jackson & E. F. Borgatta (Eds.), *Factor analysis and measurement in sociological research* (p. 215-246). Beverly Hills, CA: Sage.
- Clogg, C. C., & Shihadeh, E. S. (1994). *Statistical models for ordinal variables*. Thousand Oaks, CA: Sage.
- Cohen, J. (1960). A coefficient of agreement for nominal scales. *Psychological Bulletin*, 70, 213-220.
- Coleman, J. S. (1964). *Introduction to mathematical sociology*. London: Collier.
- Cox, D. R., & Wermuth, N. (1996). *Multivariate dependencies: Models, analysis and interpretation*. London: Chapman & Hall.
- Croon, M. A. (1990). Latent class analysis with ordered latent classes. *British Journal of Mathematical and Statistical Psychology*, 43, 171-192.
- Croon, M. A., Bergsma, W. P., & Hagenaars, J. A. (2000). Analyzing change in categorical variables by generalized log-linear models. *Sociological Methods and Research*, 29, 195-229.
- David, H. A. (1968). Gini's mean difference rediscovered. *Biometrika*, 55, 573-575.

- David, H. A. (1983). Gini's mean difference. In S. Kotz, N. L. Johnson, & C. B. Read (Eds.), *Encyclopedia of statistical sciences (vol. 3)* (p. 436-437). New York: Wiley.
- Dawid, A. P. (1980). Conditional independence for statistical operations. *Annals of Statistics*, 8, 598-617.
- Decady, Y. J., & Thomas, D. R. (2000). A simple test of association for contingency tables with multiple column responses. *Biometrics*, 56, 893-896.
- Diggle, P. J., Heagerty, P. J., Liang, K. Y., & Zeger, S. L. (2002). *Analysis of longitudinal data (Second edition)*. Oxford: Oxford University Press.
- Drton, M., & Richardson, T. S. (2004). Multimodality of the likelihood in the bivariate seemingly unrelated regressions model. *Biometrika*, 91, 383-392.
- Duncan, O. D. (1972). Unmeasured variables in linear panel models. In H. Costner (Ed.), *Sociological methodology 1972* (p. 36-82). San Francisco, CA: Jossey-Bass.
- Duncan, O. D. (1979). Testing key hypotheses in panel analysis. In K. F. Schuessler (Ed.), *Sociological methodology 1980* (p. 279-289). San Francisco, CA: Jossey-Bass.
- Duncan, O. D. (1981). Two faces of panel analysis: Parallels with comparative cross-sectional analysis and time-lagged association. In S. Leinhard (Ed.), *Sociological methodology 1981* (p. 281-318). San Francisco, CA: Jossey-Bass.
- Durkheim, E. (1930). *Le suicide*. Paris, France: Presses Universitaire de France.
- Dykstra, P. A., Kalmijn, M., Knijn, T. C. M., Komter, A. E., Liefboer, A. C., & Mulder, C. H. (2004). *Codebook of the Netherlands Kinship Panel Study: A multi-actor, multi-method panel study on solidarity in family relationships. Wave 1* (Tech. Rep. No. NKPS Working Paper 1). The Hague, NL: Netherlands Interdisciplinary Demographic Institute.
- Elliot, D. S., Huizinga, D., & Menard, S. (1989). *Multiple problem youth: Delinquency, substance use, and mental health problems*. New York: Springer-Verlag.
- Fay, R. E. (1986). Causal models for patterns of nonresponse. *Journal of the American Statistical Association*, 81, 354-365.
- Fay, R. E. (1989). Estimating nonignorable nonresponse in longitudinal surveys through causal modeling. In D. Kasprzyk, G. J. Duncan, G. Kalton, & M. P. Singh (Eds.), *Panel surveys* (p. 375-399). New York: Wiley.
- Fienberg, S. E. (1980). *The analysis of cross-classified categorical data*. Cambridge, MA: MIT Press.
- Fienberg, S. E., & Larntz, K. (1976). Loglinear representation for paired and multiple comparison models. *Biometrika*, 63, 245-254.
- Firebaugh, G. (2008). *Seven rules for social research*. Princeton, NJ: Princeton University Press.
- Forthofer, R. N., & Koch, G. G. (1973). An analysis for compounded functions of categorical data. *Biometrics*, 29, 143-157.
- Franzoi, S., & Shields, S. A. (1984). The Body Esteem Scale: multidimensional structure and sex differences in a college population. *Journal of Personality Assessment*, 48, 173-178.

- Glock, C. Y. (1955). Some applications of the panel method to the study of change. In P. F. Lazarsfeld & M. Rosenberg (Eds.), *The language of social research* (p. 242-250). New York: Free Press.
- Glonek, G. J. N. (1996). A class of regression models for multivariate categorical responses. *Biometrika*, 83(1), 15-28.
- Glonek, G. J. N., & McCullagh, P. (1995). Multivariate logistic models. *Journal of the Royal Statistical Society, Series B*, 57, 533-546.
- Goldstein, H. (1979). *The design and analysis of longitudinal studies: Their role in the measurement of change*. London: Academic Press.
- Goodman, L. A. (1973). The analysis of multidimensional contingency tables when some variables are posterior to others: A modified path analysis approach. *Biometrika*, 60, 179-192.
- Goodman, L. A. (1974a). The analysis of systems of qualitative variables when some of the variables are unobservable. Part I - A modified latent structure approach. *American Journal of Sociology*, 79, 1179-1259.
- Goodman, L. A. (1974b). Exploratory latent structure analysis using both identifiable and unidentifiable models. *Biometrika*, 61, 215-231.
- Goodman, L. A., & Kruskal, W. H. (1979). *Measures of association for cross classifications*. New York: Springer.
- Grizzle, J. E., Starmer, C. F., & Koch, G. G. (1969). Analysis of categorical data by linear models. *Biometrics*, 25, 489-504.
- Haber, M. (1985). Maximum likelihood methods for linear and loglinear models in categorical data. *Computational Statistics and Data Analysis*, 3, 1-10.
- Haberman, S. J. (1973). Log-linear models for frequency data: sufficient statistics and likelihood equations. *Annals of Statistics*, 1, 617-632.
- Haberman, S. J. (1974). *The analysis of frequency data*. Chicago: University of Chicago Press.
- Haberman, S. J. (1977). Product models for frequency tables involving indirect observations. *Annals of Statistics*, 5, 1124-1147.
- Haberman, S. J. (1979). *Analysis of qualitative data. vol.2: New developments*. New York: Academic Press.
- Haberman, S. J. (1988). A stabilized Newton-Raphson algorithm for loglinear models for frequency tables derived by indirect observation. In C. C. Clogg (Ed.), *Sociological methodology: Vol. 18* (p. 193-211). Washington, D.C.: American Sociological Association.
- Hagenaars, J. A. (1986). Symmetry, quasi-symmetry, and marginal homogeneity on the latent level. *Social Science Research*, 15, 241-255.
- Hagenaars, J. A. (1988). Latent structure models with direct effects between indicators: Local dependence models. *Sociological Methods and Research*, 16, 379-405.
- Hagenaars, J. A. (1990). *Categorical longitudinal data: Log-linear, panel, trend, and cohort analysis*. Newbury Park: Sage.
- Hagenaars, J. A. (1992). Analyzing categorical longitudinal data using marginal homogeneity models. *Statistica Applicata*, 4, 763-771.

- Hagenaars, J. A. (1993). *Loglinear models with latent variables*. Newbury Park: Sage.
- Hagenaars, J. A. (1998). Categorical causal modeling: latent class analysis and directed loglinear models with latent variables. *Sociological Methods and Research*, 26, 436-486.
- Hagenaars, J. A. (2002). Directed loglinear modeling with latent variables: Causal models for categorical data with nonsystematic and systematic measurement errors. In J. A. Hagenaars & A. L. McCutcheon (Eds.), *Applied latent class analysis* (p. 234-286). Cambridge: Cambridge University Press.
- Hagenaars, J. A. (2005). Misclassification phenomena in categorical data analysis: Regression toward the mean and tendency toward the mode. In L. A. Van der Ark, M. A. Croon, & K. Sijtsma (Eds.), *New developments in categorical data analysis for the social and behavioral sciences* (p. 15-39). Mahwah, NJ: Lawrence Erlbaum.
- Hagenaars, J. A., & Heinen, T. G. (1982). Effects of role-independent interviewer characteristics on responses. In W. Dijkstra & J. Van der Zouwen (Eds.), *Response behavior in the survey interview* (p. 91-130). London: Academic Press.
- Hagenaars, J. A., & McCutcheon, A. L. (2002). *Applied latent class analysis*. Cambridge: Cambridge University Press.
- Halaby, C. N. (2004). Panel models in sociological research: Theory into practice. In R. M. Stolzenberg (Ed.), *Sociological methodology 2004* (p. 507-544). Ames, IA: Blackwell.
- Hand, D. (2004). *Measurement: Theory and practice*. London: Arnold.
- Hardin, J. W., & Hilbe, J. M. (2003). *Generalized estimating equations*. New York: Chapman & Hall.
- Hays, W. L. (1994). *Statistics*. Belmont, CA: Wadsworth.
- Heagerty, P. J., & Zeger, S. L. (2000). Marginalized multilevel models and likelihood inference. *Statistical Science*, 15, 1-26.
- Heckman, J. J. (2005). The scientific model of causality (with discussion). In R. M. Stolzenberg (Ed.), *Sociological methodology 2005* (p. 1-162). Washington, D.C.: American Sociological Association.
- Heinen, T. G. (1996). *Latent class and discrete latent trait models: Similarities and differences*. Thousand Oaks, CA: Sage.
- Hosmer, D. W., & Lemeshow, S. (2000). *Applied logistic regression*. New York: Wiley.
- Hsiao, C. (2003). *Analysis of panel data*. Cambridge: Cambridge University Press.
- Johnson, R. A., & Wichern, D. W. (2007). *Applied multivariate statistical analysis (Sixth edition)*. Upper Saddle River, NJ: Pearson.
- Jöreskog, K. G., & Sörbom, D. (1996). *Lisrel 8: User's reference manual*. Lincolnwood: Scientific Software International.
- Judd, C. M., & Kenny, D. A. (1981). *Estimating the effects of social interventions*. Cambridge: Cambridge University Press.
- Kenny, D. A., & Cohen, S. H. (1980). A reexamination of selection and growth processes in the nonequivalent control group design. In K. F. Schuessler (Ed.), *Sociological methodology 1980* (p. 290-313). San Francisco, CA: Jossey-Bass.

- Kenny, D. A., Kashy, D. A., & Cook, W. L. (2006). *Dyadic data analysis*. London: Guilford Press.
- Kiiveri, H., & Speed, T. P. (1982). Structural analysis of multivariate data: A review. In S. Leinhardt (Ed.), *Sociological methodology 1982* (p. 209-289). San Francisco, CA: Jossey-Bass.
- Kim, K., & Timm, N. (2007). *Univariate and multivariate general linear models: Theory and applications with SAS*. Boca Raton, FL: Chapman & Hall/CRC.
- Knoke, D., & Burke, P. J. (1980). *Loglinear models*. Beverly Hill, CA: Sage.
- Koch, G. G., Landis, J. R., Freeman, D. H., & Lehnen, R. G. (1977). A general methodology for the analysis of experiments with repeated measurements of categorical data. *Biometrics*, 33, 133-158.
- Krippendorff, K. (1986). *Information theory: Structural models for qualitative data*. Newbury Park: Sage.
- Kritzer, H. M. (1977). Analyzing measures of association derived from contingency tables. *Sociological Methods and Research*, 5, 35-50.
- Landis, J. R., & Koch, G. G. (1979). The analysis of categorical data in longitudinal studies of behavioral development. In J. R. Nesselroade & P. B. Baltes (Eds.), *Longitudinal research in the study of behavior and development* (p. 233-262). New York: Academic Press.
- Lang, J. B. (1996a). Maximum likelihood methods for a generalized class of log-linear models. *Annals of Statistics*, 24, 726-752.
- Lang, J. B. (1996b). On the comparison of multinomial and Poisson log-linear models. *Journal of the Royal Statistical Society, Series B*, 58, 253-266.
- Lang, J. B. (2004). Multinomial-Poisson homogeneous models for contingency tables. *Annals of Statistics*, 32, 340-383.
- Lang, J. B. (2005). Homogeneous linear predictor models for contingency tables. *Journal of the American Statistical Association*, 100, 121-134.
- Lang, J. B. (2008). Score and profile likelihood confidence intervals for contingency table parameters. *Statistics in Medicine*, 27, 5975-5990.
- Lang, J. B., & Agresti, A. (1994). Simultaneously modelling the joint and marginal distributions of multivariate categorical responses. *Journal of the American Statistical Association*, 89, 625-632.
- Lang, J. B., McDonald, J. W., & Smith, P. W. F. (1999). Association-marginal modeling of multivariate categorical responses: A maximum likelihood approach. *Journal of the American Statistical Association*, 94, 1161-1171.
- Lauritzen, S. L. (1996). *Graphical models*. Oxford: Clarendon Press.
- Lazarsfeld, P. F. (1950). The logical and mathematical foundation of latent structure analysis. In S. Stouffer (Ed.), *Measurement and prediction* (p. 413-472). Princeton, NJ: Princeton University Press.
- Lazarsfeld, P. F. (1955). Interpretation of statistical relations as a research operation. In P. F. Lazarsfeld & M. Rosenberg (Eds.), *The language of social research* (p. 115-124). Glencoe, IL: Free Press.
- Lazarsfeld, P. F. (1959). Latent structure analysis. In S. Koch (Ed.), *Psychology: a study of a science. conceptual and systematic. Vol. 3: Formulations of the person and the social context* (p. 476-543). New York: McGrawHill.

- Lazarsfeld, P. F. (1972). Mutual effects of statistical variables. In P. F. Lazarsfeld, A. K. Pasanella, & M. Rosenberg (Eds.), *Continuities in the language of social research* (p. 388-398). New York: Free Press.
- Lazarsfeld, P. F., Berelson, B., & Gaudet, H. (1948). *The people's choice*. New York: Duell, Sloan and Pearce.
- Lazarsfeld, P. F., & Fiske, M. (1938). The 'panel' as a new tool for measuring opinion. *Public Opinion Quarterly*, 2, 596-612.
- Lazarsfeld, P. F., & Henry, N. W. (1968). *Latent structure analysis*. Boston, MA: Houghton Mifflin.
- Lee, Y., & Nelder, J. A. (2004). Conditional and marginal models: another view. *Statistical Science*, 19, 219-238.
- Liang, K. Y., & Zeger, S. L. (1986). Longitudinal data analysis using generalized linear models. *Biometrika*, 73, 13-22.
- Lindsey, J. K. (1999). *Models for repeated measurements*. Oxford: Clarendon.
- Long, J. S. (1997). *Regression models for categorical and limited dependent variables*. Thousand Oaks, CA: Sage.
- Lord, F. M. (1960). Large-sample covariance analysis when the control variable is fallible. *Journal of the American Statistical Association*, 55, 309-321.
- Lord, F. M. (1963). Elementary models for measuring change. In C. W. Harris (Ed.), *Problems in measuring change* (p. 21-38). Madison, WI: University of Wisconsin Press.
- Lord, F. M. (1967). A paradox in the interpretation of group comparisons. *Psychological Bulletin*, 72, 304-305.
- Lord, F. M., & Novick, M. R. (1968). *Statistical theories of mental test scores*. Reading, Massachusetts: Addison-Wesley.
- Loughin, T. M., & Scherer, P. N. (1998). Testing for association in contingency tables with multiple column responses. *Biometrics*, 54, 630-637.
- Luijckx, R. (1994). *Comparative loglinear analyses of social mobility and heterogeneity*. Tilburg: Tilburg University Press.
- MacLachlan, G. J., & Krishnan, T. (1997). *The EM algorithm and extensions*. New York: Wiley.
- McKim, V. R., & Turner, S. (Eds.). (1997). *Causality in crisis: Statistical methods and the search for causal knowledge in the social sciences*. Notre Dame, IN: Notre Dame University Press.
- Meng, X. L., & Rubin, D. B. (1993). Maximum likelihood estimation via the ECM algorithm: A general framework. *Biometrika*, 80, 267-278.
- Millsap, R. E., & Yun-Tein, J. (2004). Assessing factorial invariance in ordered-categorical measures. *Multivariate Behavioral Research*, 39, 479-515.
- Mokken, R. J. (1971). *A theory and procedure of scale analysis*. The Hague, NL: Mouton/De Gruyter.
- Molenberghs, G., & Verbeke, G. (2005). *Models for discrete longitudinal data*. New York: Springer-Verlag.
- Mooijaart, A., & Van der Heijden, P. G. M. (1991). The EM algorithm for latent class analysis with equality constraints. *Psychometrika*, 57, 261-269.

- Morgan, S. L., & Winship, C. (2007). *Counterfactuals and causal inference: Methods and principles for social research (analytical methods for social research)*. Cambridge: Cambridge University Press.
- Muthén, L. K., & Muthén, B. O. (2006). *Mplus: Statistical analysis with latent variables. (User's Guide Fourth edition)*. Los Angeles, CA: Muthén and Muthén.
- Olkin, I., & Press, S. J. (1995). Correlations redux. *Psychological Bulletin*, 155-164.
- Pearl, J. (2000). *Causality: Models, reasoning, and inference*. Cambridge: Cambridge University Press.
- Pearl, J. (2001). Direct and indirect effects. In *Proceedings of the seventeenth conference on uncertainty in artificial intelligence* (p. 411-420). San Francisco, CA: Morgan Kaufman.
- Plewis, I. (1985). *Analysing change: Measurement and explanation using longitudinal data*. Chichester: Wiley.
- Prochaska, J. O., Velicer, W. F., Fava, J. L., Rossi, J. S., & Tosh, J. Y. (2001). Evaluating a population-based recruitment approach and a stage-based expert system intervention for smoking cessation. *Addictive Behaviors*, 26, 583-602.
- Qaqish, B. F., & Ivanova, A. (2006). Multivariate logistic models. *Biometrika*, 93, 1011-1017.
- Raudenbush, S. W., & Bryk, A. S. (2003). *Hierarchical linear models: Applications and data analysis methods*. Thousand Oaks, CA: Sage Publications.
- Reynolds, H. T. (1977). *The analysis of cross-classifications*. New York: Free Press.
- Robins, J. M. (2003). Semantics of causal DAG models and the identification of direct and indirect effects. In P. J. Green, N. L. Hjort, & S. Richardson (Eds.), *Highly structured stochastic systems* (p. 70-81). Oxford: Oxford University Press.
- Rubin, D. B. (1974). Estimating causal effects of treatments in randomized and nonrandomized studies. *Journal of Educational Psychology*, 66, 688-701.
- Rubin, D. B. (1987). *Multiple imputation for nonresponse in surveys*. New York: Wiley.
- Rudas, T. (1997). *Odds ratios in the analysis of contingency tables*. Newbury Park: Sage.
- Schafer, J. L. (1997). *Analysis of incomplete multivariate data*. London: Chapman and Hall.
- Schott, J. R. (1997). *Matrix analysis for statistics*. New York: Wiley.
- Searle, S. R. (2006). *Matrix algebra useful for statistics*. New York: Wiley.
- Shadish, W. R., Cook, T. D., & Campbell, D. T. (2002). *Experimental and quasi-experimental designs for generalized causal inference*. Boston, MA: Houghton Mifflin.
- Sijtsma, K., & Molenaar, I. W. (2002). *Introduction to nonparametric item response theory*. Thousand Oaks, CA: Sage.
- Simpson, E. H. (1951). The interpretation of interaction. *Journal of the Royal Statistical Society, Series B*, 13, 238-241.
- Skrondal, A., & Rabe-Hesketh, S. (2004). *Generalized latent variable modeling: Multilevel, longitudinal, and structural equation models*. Boca Raton, FL: Chapman and Hall.

- Snijders, T. A. B., & Bosker, R. (1999). *Multilevel analysis: An introduction to basic and advanced data analysis methods*. London: Sage.
- Snijders, T. A. B., & Hagenars, J. A. (2001). Guest editors' introduction to the special issue to causality at work. *Sociological Methods and Research*, 30, 3-10.
- Sobel, M. E. (1994). Causal inference in latent variable models. In A. von Eye & C. C. Clogg (Eds.), *Latent variables analysis: Applications for developmental research* (p. 3-35). Newbury, CA: Sage.
- Sobel, M. E. (1995). Causal inference in the social and behavioral sciences. In G. Arminger, C. C. Clogg, & M. E. Sobel (Eds.), *Handbook of statistical modeling for the social and behavioral sciences* (p. 1-38). New York: Plenum Press.
- Sobel, M. E. (1997). Measurement, causation, and local independence in latent variable models. In M. Berkane (Ed.), *Latent variable modeling and applications to causality* (p. 11-28). New York: Springer-Verlag.
- Sobel, M. E. (2000). Causal inference in the social sciences. *Journal of the American Statistical Society*, 95, 647-651.
- Srivastava, V. K., & Giles, D. E. A. (1987). *Seemingly unrelated regression equations models*. New York: Marcel Dekker.
- Steiger, J. H. (2005). Comparing correlations: Pattern hypothesis tests between and/or within independent samples. In A. Maydeu-Olivares & J. J. McArdle (Eds.), *Contemporary psychometrics* (p. 377-414). Mahwah, NJ: Lawrence Erlbaum.
- Stolzenberg, R. M. (Ed.). (2003). *Sociological methodology 2003*. Washington, D.C.: American Sociological Association.
- Suen, H. K., & Ary, D. (1989). *Analyzing behavioral observation data*. Hillsdale, NJ: Lawrence Erlbaum Publishers.
- Van der Ark, L. A., Croon, M. A., & Sijtsma, K. (2008a). Mokken scale analysis for dichotomous items using marginal models. *Psychometrika*, 73, 183-208S.
- Van der Ark, L. A., Croon, M. A., & Sijtsma, K. (2008b). Possibilities and challenges in mokken scale analysis using marginal models. In K. Shigemasa, A. Okada, T. Imaizuma, & T. Hodhina (Eds.), *New trends in psychometrics* (p. 525-534). Tokyo: Universal Academic Press.
- Van der Eijk, C. (1980). *Longitudinaal enquête onderzoek: mogelijkheden en problemen*. Amsterdam: Universiteit van Amsterdam.
- Velicer, W. F., Fava, J. L., Prochaska, J. O., Abrams, D. B., Emmons, K. M., & Pierce, J. P. (1995). Distribution of smokers by stage in three representative samples. *Preventive Medicine*, 24, 401-411.
- Verbeek, M. (1991). *The design of panel surveys and the treatment of missing observations*. Unpublished doctoral dissertation, Tilburg University, Tilburg.
- Verbeke, G., & Molenberghs, G. (2000). *Linear mixed models for longitudinal data*. New York: Springer.
- Vermunt, J. K. (1997a). *LEM: A general program for the analysis of categorical data: Users manual* (Tech. Rep.). Tilburg: Tilburg University.

- Vermunt, J. K. (1997b). *Log-linear models for event histories*. Thousand Oaks, CA: Sage.
- Vermunt, J. K. (1999). A general class of nonparametric models for ordinal categorical data. In M. E. Sobel & M. P. Becker (Eds.), *Sociological methodology 1999, vol. 29* (p. 187-223). Washington D.C.: American Sociological Association.
- Vermunt, J. K. (2003). Multilevel latent class analysis. In R. M. Stolzenberg (Ed.), *Sociological methodology 2003* (p. 213-240). Washington, D.C.: American Sociological Association.
- Vermunt, J. K., & Hagenaaars, J. A. (2004). Ordinal longitudinal data analysis. In R. C. Hauspie, N. Cameron, & L. Molinari (Eds.), *Methods in human growth research* (p. 374-393). Cambridge: Cambridge University Press.
- Vermunt, J. K., & Magidson, J. (2004). *Latent gold 4.0 user's guide*. Belmont, MA: Statistical Innovations.
- Vermunt, J. K., Rodrigo, M. F., & Ato-Garcia, M. (2001). Modeling joint and marginal distributions in the analysis of categorical panel data. *Sociological Methods and Research, 30*, 170-196.
- Wainer, H. (1991). Adjusting for differential base rates: Lord's paradox again. *Psychological Bulletin, 109*, 147-151.
- Wedderburn, R. W. M. (1974). Quasi-likelihood functions, generalized linear models and the gaussian method. *Biometrika, 61*, 439-447.
- Weerahandi, S. (2004). *Generalized inference in repeated measures: Exact methods in manova and mixed models*. Hoboken, NJ: Wiley.
- Whittaker, J. W. (1990). *Graphical models in applied multivariate statistics*. New York: Wiley.
- Wiggins, L. M. (1973). *Panel analysis: Latent probability models for attitude and behavior processes*. Amsterdam: Elsevier.
- Wilks, S. S. (1946). Sample criteria for testing equality of means, equality of variances, and equality of covariances in a normal multivariate distribution. *Annals of Mathematical Statistics, 17*, 257-281.
- Winship, C., & Sobel, M. E. (2004). Causal inference in sociological studies. In M. Hardy (Ed.), *The handbook of data analysis* (p. 481-503). Thousand Oaks, CA: Sage.
- Zellner, A. (1962). An efficient method of estimating seemingly unrelated regression equations and tests for aggregation bias. *Journal of the American Statistical Association, 57*, 348-368.

Author Index

- Abrams, D. B., 256
Agresti, A., vi, 1, 3–5, 7, 11, 16, 18–20, 23, 31, 51, 63, 67, 73, 79, 107, 141, 147, 156, 165, 229, 230, 232, 237, 244, 247, 253
Agresti, B. F., 16, 247
Aitchison, J., 65, 67, 71, 95, 219–221, 247
Allison, P. D., 176, 247
Alwin, D. F., 196, 247
Aris, E. M., 5, 247
Ary, D., 20, 256
Ato-Garcia, M., 5, 257
- Balagtas, C. C., 5, 247
Bartolucci, F., 65, 248
Bassi, F., 126, 159, 165, 248
Becker, M. P., 5, 191, 217, 247, 248
Bekker, M. H. J., 36, 248
Berelson, B., 126, 254
Berger, M., 42, 248
Bergsma, W. P., viii, 3, 5, 8, 63–67, 70, 71, 73, 87, 93, 95, 147, 148, 152, 153, 173, 201, 214, 219, 248, 249
Berkson, J., 5, 248
Bilder, C. R., 237, 248
Bishop, Y. V. V., 5, 8, 63, 120, 123, 174, 241, 248
Blair, J., 15, 248
Bollen, K. A., 156, 248
Booth, J. G., 4, 247
Borsboom, D., 156, 249
Bosker, R., 230, 235, 256
Bradley, R. A., 11, 249
Brown, L. D., 73, 249
- Bryk, A. S., 4, 176, 230, 249, 255
Burke, P. J., 23, 253
- Caffo, B., 4, 247
Cai, T. T., 73, 249
Campbell, D. T., 172, 173, 176, 249, 255
Cartwright, N., 155, 249
Causinus, H., 6, 249
CBS News and the New York Times, 173, 249
Clayton, K. N., 176, 249
Cliff, N., 249
Clogg, C. C., 28, 191, 200, 249
Cohen, J., 20, 249
Cohen, S. H., 176, 252
Coleman, J. S., 98, 249
Colombi, R., 65, 248
Cook, T. D., 173, 255
Cook, W. L., 238, 253
Coull, B. A., 73, 247
Cox, D. R., 7, 159, 249
Croon, M. A., 8, 28, 36, 126, 156, 165, 173, 242, 248, 249, 256
- Dasgupta, A., 73, 249
David, H. A., 13, 249, 250
Dawid, A. P., 63, 250
Decady, Y. J., 237, 250
Diggle, P. J., vii, 3, 4, 6, 229, 230, 250
Drton, M., 226, 250
Duncan, O. D., 6, 98, 176, 250
Durkheim, E., 166, 250
Dykstra, P. A., 42, 250

- Elliot, D. S., 107, 250
 Emmons, K. M., 256
- Fava, J. L., 183, 255, 256
 Fay, R. E., 244, 250
 Fienberg, S. E., 5, 11, 79, 159, 248, 250
 Firebaugh, G., 108, 250
 Fiske, M., 126, 254
 Forcina, A., 65, 248
 Forthofer, R. N., 87, 250
 Franzoi, S., 36, 250
 Freeman, D. H., 229, 253
- Gaudet, H., 126, 254
 Giles, D. E. A., 226, 256
 Glock, C. Y., 176, 251
 Glonek, G. J. N., 7, 251
 Goldstein, H., 3, 4, 251
 Goodman, L. A., 7, 156, 159, 191, 201, 251
 Grizzle, J. E., vii, 5, 52, 87, 229, 251
- Haber, M., 5, 251
 Haberman, S. J., 5, 73, 159, 191, 201, 213, 219, 221, 251
 Hagenaars, J. A., 2–8, 23, 28, 38, 41, 42, 98, 99, 101, 102, 126, 155, 164, 176, 191, 192, 198–201, 207, 211, 237, 241, 244, 248, 249, 251, 252, 256, 257
 Halaby, C. N., 176, 252
 Hand, D., 156, 252
 Hardin, J. W., 229, 252
 Hays, W. L., 30, 252
 Heagerty, P. J., vii, 7, 250, 252
 Heckman, J. J., 155, 252
 Heinen, T. G., 201, 237, 252
 Henry, N. W., 159, 191, 254
 Hilbe, J. M., 229, 252
 Hobert, J., 4, 247
 Holland, P. W., 5, 248
 Hosmer, D. W., 188, 252
 Hsiao, C., 4, 176, 230, 252
 Huizinga, D., 107, 250
- Ivanova, A., 65, 255
- Johnson, R. A., 224, 252
 Jöreskog, K. G., 156, 252
 Judd, C. M., 176, 252
- Kalmijn, M., 250
 Kashy, D. A., 238, 253
 Kenny, D. A., 176, 238, 239, 249, 252, 253
 Kiiveri, H., 159, 253
 Kim, K., 224, 225, 253
 Knijn, T. C. M., 250
 Knoke, D., 23, 253
 Koch, G. G., vii, 5, 87, 229, 250, 251, 253
 Komter, A. E., 250
 Krippendorff, K., 16, 253
 Krishnan, T., 214, 254
 Kritzer, H. M., 5, 87, 253
 Kruskal, W. H., 159, 251
- Lacy, M. G., 15, 248
 Landis, J. R., vii, 5, 229, 253
 Lang, J. B., vi, 5, 51, 63, 67, 70–73, 93, 95, 107, 141, 147, 156, 247, 253
 Larntz, K., 79, 250
 Lauritzen, S. L., 159, 253
 Lazarsfeld, P. F., 126, 159, 191, 199, 253, 254
 Lee, Y., 231, 236, 254
 Lehnen, R. G., 229, 253
 Lemeshow, S., 188, 252
 Liang, K. Y., vii, 6, 229, 250, 254
 Liefboer, A. C., 250
 Lindsey, J. K., 3, 4, 229, 254
 Liu, I. M., 237, 247
 Long, J. S., 188, 254
 Lord, F. M., 35, 176, 254
 Loughin, T. M., 237, 248, 254
 Luijkx, R., 129, 165, 254
- MacLachlan, G. J., 214, 254
 Magidson, J., 156, 201, 257
 McCullagh, P., 7, 251
 McCutcheon, A. L., 191, 192, 252
 McDonald, J. W., 67, 253
 McKim, V. R., 155, 254
 Menard, S., 107, 250
 Meng, X. L., 216, 254
 Millsap, R. E., 211, 254
 Mokken, R. J., 241, 254
 Molenaar, I. W., 241, 242, 255
 Molenberghs, G., 4, 107, 226, 228–230, 232, 235, 244, 254, 256
 Mooijaart, A., 201, 254
 Morgán, S. L., 155, 255

- Mulder, C. H., 250
Muthén, B. O., 156, 201, 255
Muthén, L. K., 156, 201, 255
- Nelder, J. A., 231, 236, 254
Novick, M. R., 35, 254
- Olkin, I., 226, 255
- Pearl, J., 155, 156, 159, 164, 255
Pierce, J. P., 256
Plewis, I., 3, 255
Press, S. J., 226, 255
Prochaska, J. O., 183, 255, 256
- Qaqish, B. F., 65, 255
- Rabe-Hesketh, S., 156, 255
Raudenbush, S. W., 4, 230, 255
Reynolds, H. T., 229, 255
Richardson, T. S., 226, 250
Robins, J. M., 164, 255
Rodrigo, M. F., 5, 257
Rossi, J. S., 183, 255
Rubin, D. B., 155, 216, 244, 254, 255
Rudas, T., 18, 63–65, 147, 148, 152, 153, 201, 248, 255
- Schafer, J. L., 244, 255
Scherer, P. N., 237, 254
Schott, J. R., 53, 57, 61, 255
Searle, S. R., 53, 255
Shadish, W. R., 173, 176, 255
Shields, S. A., 36, 250
Shihadeh, E. S., 28, 249
Sijtsma, K., 241, 242, 255, 256
Silvey, S. D., 65, 67, 71, 95, 219–221, 247
Simpson, E. H., 166, 255
Skrondal, A., 156, 255
Smith, P. W. F., 67, 253
Snijders, T. A. B., 155, 230, 235, 256
Sobel, M. E., 155, 156, 256, 257
- Sörbom, D., 156, 252
Speed, T. P., 159, 253
Srivastava, V. K., 226, 256
Stanley, J. C., 173, 249
Starmer, C. F., vii, 251
Steiger, J. H., 226, 256
Stolzenberg, R. M., 156, 256
Suen, H. K., 20, 256
- Terry, M. R., 11, 249
Thomas, D. R., 237, 250
Timm, N., 224, 225, 253
Tosh, J. Y., 183, 255
Turner, S., 155, 254
- Van der Ark, L. A., 242, 256
Van der Eijk, C., 99, 256
Van der Heijden, P. G. M., 201, 254
Velicer, W. F., 183, 255, 256
Verbeek, M., 42, 256
Verbeke, G., 4, 107, 226, 228–230, 232, 235, 244, 254, 256
Vermaas, S., 36, 248
Vermunt, J. K., 4, 5, 7, 28, 126, 156, 159, 165, 201, 244, 245, 248, 256, 257
- Wainer, H., 176, 257
Wedderburn, R. W. M., 6, 257
Weerahandi, S., 226, 257
Weisberg, H. I., 176, 249
Wermuth, N., 7, 159, 249
Whittaker, J. W., 159, 257
Wichern, D. W., 224, 252
Wiggins, L. M., 199, 257
Wilks, S. S., 228, 257
Winship, C., 155, 255, 257
- Yang, I., 191, 217, 248
Yun-Tein, J., 211, 254
- Zeger, S. L., vii, 6, 7, 229, 250, 252, 254
Zellner, A., 226, 257

Subject Index

- A
- Actor-Partner Interdependence Model (APIM), 239–241
 - Adjusted residual, 73–74
 - Agreement index, *see* Measures of association, kappa
 - Alcohol use data, *see* Data sets used in book, US National Youth Survey
 - Algorithms for ML estimation, *see* Maximum likelihood estimation
 - Analysis of variance (univariate and multivariate), 4, 48, 78, 185, 224–225
 - Anita Hill, *see* Data sets used in book, opinions about Clarence Thomas
 - ANOVA, *see* Analysis of variance
 - Antisemitism data, *see* Data sets used in book
 - APIM, *see* Actor-Partner Interdependence Model
 - Association-2 models, 243
 - Asymptotic distribution of ML estimates, *see* Maximum likelihood estimation
 - Autocorrelation, 97, 108, 176, 236
- B
- Bayesian imputation, 244
 - Bayesian inference, vii
 - Bergsma-Rudas condition, *see* Marginal models
 - Bilinear models, 243
 - Birth control, *see* Data sets used in book, General Social Survey 1993
 - Body satisfaction, *see* Data sets used in book
 - Boundary estimates, *see* Maximum likelihood estimation
 - Bradley-Terry type models
 - for dispersion, 15, 81–82, 115
 - for location, 11–12, 79–81, 111–113, 180–181
 - BT model, *see* Bradley-Terry model
- C
- Causal analysis, *see* Marginal models
 - Caussinus' conditional test of marginal homogeneity, *see* Marginal homogeneity, conditional test using quasi-symmetry
 - Chi-square test, *see* Pearson's chi-square test
 - Circularity condition, *see* *F*-test
 - Clarence Thomas, opinions about, *see* Data sets used in book
 - Cluster sampling, 3, 237, 243
 - Clustering, dependencies arising from, 3, 4, 35, 209–212, 233–237
 - CMM, *see* Software
 - Computational bottlenecks, *see* Maximum likelihood estimation
 - Computer programmes, *see* Software
 - Concern about crime and social security data, *see* Data sets used in book
 - Concordance and discordance, 18–19, 89
 - Conditional analysis, *see* Subject-specific approach
 - Conditional likelihood ratio test, *see* Likelihood ratio test statistic
 - Conditional test of marginal homogeneity, *see* Marginal homogeneity, conditional test using quasi-symmetry

Confidence intervals, 73
 Convergence problems, *see* Marginal models, potential problems
 Correlation coefficient, *see* Measures of association
 Crime and social security, *see* Data sets used in book
 Cumulative odds and odds ratios, *see* Measures of association

D

Data sets used in book
 antisemitism data, 176–182
 body satisfaction data, viii, 36–42, 75–83
 concern about crime and social security, 99–104
 Erie County data, 198–207
 European Values Study (EVS), 160–164, 168–171
 Netherlands Kinship Panel Study (NKPS), viii, 42–50, 83–86, 168–172, 209–212
 opinions about Clarence Thomas, 173–175
 political preference Netherlands, 191–198, 207–209
 smoking cessation data, viii, 182–190
 US General Social Survey 1993 (Political Orientation, Religion, Opinion on Birth Control), 23–34
 US National Election Studies (NES) panel, 104–107, 120–127
 US National Youth Survey (teenage marijuana and alcohol use), 104–119, 130–148
 women's labor participation data, 127–128
 Decomposability, 64
 loglinear models, 214
 ordered, 64
 Delta method, 71–73
 Difference in proportions, *see* Measures of association, epsilon
 Directed Acyclical Graphs (DAG), 159–160
 Directed graphical models, *see* Graphical models, directed
 Dummy coding, 26, 55, 233
 Duncan's key hypotheses in panel analysis, *see* Panel data
 Dyadic data, 238–241

E

Erie County data, *see* Data sets used in book
 Effect coding, 12, 15, 25, 26, 29, 31, 42, 55, 181
 EM algorithm, *see* Maximum likelihood estimation
 Entropy, *see* Measures of dispersion, information index
 Epsilon, *see* Measures of association
 European Values Study (EVS), *see* Data sets used in book
 EVS, *see* Data sets used in book, European Values Study
 exchangeability, 240–241
 Exp-log notation, *see* Generalized exp-log notation
 Expectation-Maximization algorithm, *see* Maximum likelihood estimation, algorithm, EM
 Experimental design, 172–190
 nonequivalent control group design, 175–182
 one-group pretest-posttest design, 173–175
 true experimental design, 182–190

F

F-test, 78, 185
 circularity condition, 224–225
 Family data, *see* Data sets used in book, Netherlands Kinship Panel Study
 Fixed marginals, 63

G

Gamma, *see* Measures of association
 GEE, *see* Generalized estimating equations
 General Social Survey 1993, *see* Data sets used in book
 Generalized estimating equations (GEE), vii, 6, 229–230
 Generalized exp-log notation, 86–92, 119, 138, 223, 242, 245
 Generalized inverse, *see* Moore-Penrose inverse
 Gini's mean difference, *see* Measures of dispersion


- Gini's measure of concentration, *see* Measures of dispersion, Gini's mean difference
- Gini's measure of variation, *see* Measures of dispersion, Gini's mean difference
- Global odds ratios, *see* Measures of association, cumulative odds and odds ratios
- Goodman and Kruskal's tau, *see* Measures of association
- Graphical models, directed, 7, 159–161, 165
- GSK method, vii, 5, 87, 229
- Guttman error, 241
- Guttman scale, 241
- H
- Hierarchical loglinear model, 27–28, 31
- Hierarchical model, vi, 4, 232
- Homogeneity of coefficients, *see* Maximum likelihood estimation
- Hypergeometric distribution, 51
- I
- Identifiability, *see* Latent variables
- Ill-conditioning of matrix, *see* Maximum likelihood estimation
- Incompatibility of constraints, *see* Marginal models, potential problems
- Index of diversity, *see* Measures of dispersion
- Information index, *see* Measures of dispersion
- Interquartile range, *see* Measures of dispersion
- K
- Kappa, *see* Measures of association
- Kendall's tau, *see* Measures of association
- Key hypotheses in panel analysis, *see* Panel data
- L
- Labor participation data, *see* Data sets used in book
- Lagrange multiplier method, *see* Maximum likelihood estimation, algorithms
- Latent GOLD, *see* Software
- Latent variables
- identifiability, 194
 - models, *see* Marginal modeling
 - random coefficient models, v, 4
 - SEMs, 159
- LEM, *see* Software
- Likelihood ratio test statistic, 27
- conditional, 27
- Likert scale, 35
- Local maximum of likelihood, *see* Maximum likelihood estimation
- Loglinear marginal model, 34–50
- Loglinear model (ordinary), 23–34
- M
- MANOVA, *see* Analysis of variance
- Marginal homogeneity
- application, 36–38, 45, 47, 84, 104–106
 - conditional test using quasi-symmetry, 6
 - exp-log notation, 53–56
 - historical approaches, 5
 - on the latent level, 196–198
 - for SEMs, 207–209
 - speeding up EM algorithm, 218–219 - simultaneous modeling with loglinear model, 61–62, 228
 - uniqueness of ML estimates, 65
- Marginal modeling, 1–245
- Bergsma-Rudas regularity condition, 64–65, 148–154
- causal analysis, 155–190
- consequences of ignoring dependencies, 2, 38, 44, 49, 76, 102, 237
- explanation, 1–5
- for continuous variables, 224–228
 - historical and comparable approaches, 5–8
 - loglinear, 23–74
 - longitudinal data, 97–154
 - nonloglinear, 75–95
 - parallel measurements, 35, 228
 - potential problems, 61–65, 93, 143–144, 147–154
 - power considerations, 2, 38, 40, 49, 78, 102, 111, 115, 123, 180
 - with latent variables, 191–221
 - causality, 156, 207–209
- Marijuana and alcohol use data, *see* Data sets used in book, US National Youth Survey

- Markov chain models, 8, 98, 120, 124, 160, 165
- Marriage attitudes, *see* Data sets used in book, Netherlands Kinship Panel Study
- Mathematica, *see* Software
- MATLAB, *see* Software
- Matrix specification of coefficients, *see* Maximum likelihood estimation
- Maximum likelihood estimation, 51–74, 86–95, 212–221
- algorithms, 67–70, 94–95
 - EM, 212–219
 - Newton-Raphson, 213
 - asymptotic distributions, 71–73, 95
 - latent class models, 219–221
 - boundary estimates, 203, 204, 214
 - choice of step size, 68, 95, 217
 - compared to other methods, vi–vii, 5–7, 228–236
 - computational bottlenecks, 69–71, 243
 - estimating equations, 65–67
 - existence of estimates, 64
 - homogeneity of coefficients, 93–94
 - ill-conditioning of matrix, 68
 - matrix specification, 52–62, 86–92
 - model evaluation, 73–74
 - multiple local maxima, 65, 214
 - sampling methods, 51–52
 - sparse data, 229, 243
 - conditional tests, 31
 - starting values, 68, 70, 197, 213–218
 - uniqueness of estimates, 65
- Mean, *see* Measures of location
- Measures of association, 16–21
- correlation, 18, 64, 85, 93, 138–139, 226–228, 236
 - cumulative odds and odds ratios, 7, 65, 107
 - epsilon, 17–18, 19, 84–85, 88–89, 91–92, 204–205
 - gamma, 13, 18–19, 85, 86, 89–90, 119, 139
 - Goodman and Kruskal's tau, 20, 85–86
 - kappa, 20, 21, 94, 127, 128, 206
 - Kendall's tau, 13
 - odds ratio, 137
 - 2×2 table, 17–18, 93, 94
 - and marginal homogeneity, 231
 - and reliability, 198, 199, 201–204, 215
 - application, 29, 33, 34, 41, 42, 45, 47, 49, 50, 59, 60, 72, 83, 84, 103, 111, 113, 118, 119, 122, 124, 134, 136, 139–145, 147, 148, 151, 181, 211, 228, 232, 243
 - loglinear parameters, 24, 26, 29
 - zero observed cells, 125
 - odds ratio $I \times J$ table, 19
 - proportional reduction in variation measures, 20
 - uncertainty coefficient, 20, 85, 90–91
- Measures of dispersion, 13–16
- Gini's mean difference g , 13–14, 78
 - index of diversity, 16, 20, 82–83
 - information index, 16, 20, 82–83
 - interquartile range, 14
 - ordinal dispersion coefficient, 14–15, 81–82, 115
 - variance, 13, 77, 78, 111, 113–115
- Measures of location, 9–13
- mean, 9, 76, 77, 110, 111, 115, 117–119, 131, 135, 136, 181, 185–188, 224–226, 232, 240
 - median, 10–12, 14, 79, 82
 - mode, 82
 - ordinal location coefficient, 10–13, 79–81, 111–113, 126–127, 180–181, 185
- Median, *see* Measures of location
- Minimally specified models, *see* Marginal models, potential problems
- Missing data, 243–244
- Mode, *see* Measures of location
- Model evaluation, *see* Maximum likelihood estimation
- Modified path models, 7, 156–164
- Mokken scale analysis, 241–242
- Moore-Penrose inverse, 71, 217, 220
- Mplus, *see* Software
- Multilevel model, vi, 4, 232, 235
- Multinomial sampling, *see* Maximum likelihood estimation, sampling methods
- Multiple response data, 237–238
- Multivariate analysis of variance, *see* Analysis of variance

- N
- National Election Studies (NES) panel, *see* Data sets used in book
 - National Youth Survey (teenage marijuana and alcohol use), *see* Data sets used in book
 - Negative binomial distribution, 51
 - NES, *see* Data sets used in book, National Election Studies panel
 - Netherlands Kinship Panel Study (NKPS), *see* Data sets used in book
 - Newton-Raphson, *see* Maximum likelihood estimation, algorithms
 - NKPS, *see* Data sets used in book, Netherlands Kinship Panel Study
 - Nonequivalent control group design, *see* Experimental design
 - Null space, 57–58, 61
- O
- Odds ratio, *see* Measures of association, 17
 - One-group pretest-posttest design, *see* Experimental design
 - Ordered decomposability, *see* Decomposability
 - Ordinal dispersion coefficient, *see* Measures of dispersion
 - Ordinal dispersion model, *see* Bradley-Terry model
 - Ordinal location coefficient, *see* Measures of location
 - Ordinal location model, *see* Bradley-Terry model
- P
- Panel data, 2–4, 104–119, 154
 - Duncan's key hypotheses, 98, 120
 - Parallel measurements, *see* Marginal models
 - Pearson's chi-square test statistic, 27
 - Pearsonian approach, 5
 - Poisson sampling, *see* Maximum likelihood estimation, sampling methods
 - Political preference Netherlands, *see* Data sets used in book
 - Population averaged approach, vi, 3, 107
 - Power, *see* Marginal modeling
 - Pretest-posttest design, *see* Experimental design
 - Principal components, 36
 - Problematic models, *see* Marginal models, potential problems
 - Product multinomial sampling, *see* Maximum likelihood estimation, sampling methods
 - Proportional reduction in variation measure, *see* Measures of association
- Q
- Quasi-experimental design, *see* Experimental design
 - Quasi-symmetry, 6, 79, 198
 - conditional test of MH, *see* Marginal homogeneity, conditional test using quasi-symmetry
- R
- R, *see* Software
 - Random coefficient model, vi, 4, 225, 230–236
 - for growth curves, 107–108
 - Random effects model, *see* Random coefficient model
 - Redundant constraints, *see* Marginal models, potential problems
 - Regression coefficients, 29, 32, 118, 204, 226–227, 232, 240
 - Reliability of measurements, 198–207
- S
- S-plus, *see* Software
 - Sampling methods, *see* Maximum likelihood estimation
 - SAS, *see* Software
 - Satisfaction with body parts, *see* Data sets used in book
 - Scalability coefficients, 242
 - Seemingly unrelated regressions model (SUR), 226–227
 - SEM, *see* Structural equation model
 - Simultaneous modeling of joint and marginal distribution, 61–65, 70–72, 102–104, 129, 147–148, 228
 - Smoking cessation data, *see* Data sets used in book
 - Social mobility data, 243
 - Software, 244–245
 - CMM, 245
 - Latent GOLD, 201

- LEM, 28, 165, 201, 202, 245
Mathematica, vii, 68, 69, 71, 75, 223, 245
MATLAB, 69
Mplus, 201, 244
R, vii, viii, 75, 223, 245
S-plus, 244
SAS, 5, 244
STATA, 244
Sparse arrays, 69
Sparse data, *see* Maximum likelihood estimation
Standardized residual, 73
Starting values, *see* Maximum likelihood estimation
STATA, *see* Software
Step size, choice of, *see* Maximum likelihood estimation
Stratified sampling, 52, 67, 72, 93, 220, 234
Structural equation model (SEM), 156–172
 and causal modeling, 189
 comparison with experimental approach, 172–173
 with latent variables, 207–212
Subject-specific approach, vi, 3, 4, 107
SUR, *see* Seemingly unrelated regressions
- T
t-test, 4, 78, 111, 225
Teenage drug use data, *see* Data sets used in book, US National Youth Survey
Traditionalism, *see* Data sets used in book, Netherlands Kinship Panel Study
Trend data, 99–104
- U
Uncertainty coefficient, *see* Measures of association
Uniqueness of ML estimates, *see* Maximum likelihood estimation
- V
Variance, *see* Measures of dispersion
Vectorization of a matrix, 53
- W
Website Categorical Marginal Modeling (CMM), vii, 244–245
Weighted least squares, vii, 6, 87
Weighting data, 243
Willkie data, *see* Data sets used in book
Women’s labor participation data, *see* Data sets used in book
- Y
Yulean approach, 5

Statistical Learning from a Regression Perspective




Richard A. Berk

This book considers statistical learning applications when interest centers on the conditional distribution of the response variable, given a set of predictors, and when it is important to characterize how the predictors are related to the response. Among the statistical learning procedures examined are bagging, random forests, boosting, and support vector machines. Intuitive explanations and visual representations are prominent. All of the analyses included are done in R.

2008. 360 pp. (Springer Series in Statistics) Hardcover
ISBN 978-0-387-77500-5

Studying Human Populations An Advanced Course in Statistics

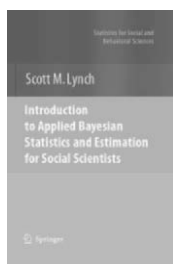


Nicholas T. Longford

Studying Human Populations is a textbook for graduate students and research workers in social statistics and related subject areas. It follows a novel curriculum developed around the basic statistical activities of sampling, measurement and inference. The monograph aims to prepare the reader for the career of an independent social statistician and to serve as a reference for methods, ideas for and ways of studying human populations: formulation of the inferential goals, design of studies, search for the sources of relevant information, analysis and presentation of results.

2008. XVI, 474 pp. (Springer Texts in Statistics) Hardcover
ISBN 978-0-387-98735-4

Introduction to Applied Bayesian Statistics and Estimation for Social Scientists



Scott M. Lynch

This book covers the complete process of Bayesian statistical analysis in great detail from the development of a model through the process of making statistical inference. The key feature of this book is that it covers models that are most commonly used in social science research, including the linear regression model, generalized linear models, hierarchical models, and multivariate regression models, and it thoroughly develops each real-data example in painstaking detail.

2007. XXVII, 364 pp. (Statistics for Social and Behavioral Sciences)
Hardcover
ISBN: 978-0-387-71264-2