

Determination of Levodopa and Benserazide Hydrochloride in Pharmaceutical Formulations by CZE with Amperometric Detection

J. Wang^{1,2}, Y. Zhou¹, J. Liang¹, P. G. He¹, Y. Z. Fang¹,✉

¹Department of Chemistry, East China Normal University, Shanghai, 200062, P. R. China; E-Mail: yuzhi@online.sh.cn

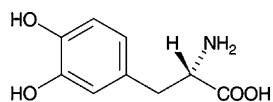
²Chemical Division II, Shanghai Institute for Drug Control, Shanghai, 200233, P. R. China

Online publication: 28 February 2005

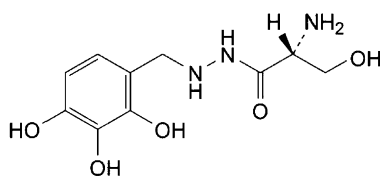
© 2005 Friedr. Vieweg & Sohn/GWV Fachverlage GmbH

Published (2005) Chromatographia 61:265–270

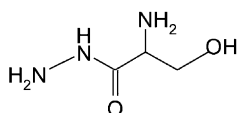
On page 266 there was a misprint in Fig. 1, the structure for (*R,S*)-2-amino-3-hydroxypropanohydrazide. The correct structure is shown below.



Levodopa



Benserazide



(*R,S*)-2-amino-3-hydroxypropanohydrazide

Fig. 1. The molecular structures of levodopa, benserazide, and (*R,S*)-2-amino-3-hydroxypropanohydrazide (Ro-04-1419)

The online version of the original article can be found at
<http://dx.doi.org/10.1365/s10337-005-0515-x>