

RESEARCH

Open Access

Simultaneous harvest-and-transmit ambient backscatter communications under Rayleigh fading



Furqan Jameel¹, Tapani Ristaniemi¹, Imran Khan² and Byung Moo Lee^{3*}

Abstract

Ambient backscatter communications is an emerging paradigm and a key enabler for pervasive connectivity of low-powered wireless devices. It is primarily beneficial in the Internet of things (IoT) and the situations where computing and connectivity capabilities expand to sensors and miniature devices that exchange data on a low power budget. The premise of the ambient backscatter communication is to build a network of devices capable of operating in a battery-free manner by means of smart networking, radio frequency (RF) energy harvesting, and power management at the granularity of individual bits and instructions. Due to this innovation in communication methods, it is essential to investigate the performance of these devices under practical constraints. To do so, this article formulates a model for wireless-powered ambient backscatter devices and derives a closed-form expression of outage probability under Rayleigh fading. Based on this expression, the article provides the power-splitting factor that balances the tradeoff between energy harvesting and achievable data rate. Our results also shed light on the complex interplay of a power-splitting factor, amount of harvested energy, and the achievable data rates.

Keywords: Ambient backscatter communications, Energy harvesting, Internet of things (IoT), Smart networking, Wireless-powered communications

1 Introduction

The grand vision of the Internet of things (IoT) is quickly turning into reality by bringing everything to the Internet [1, 2]. Latest devices ranging from smartphones to implantable sensors and wearables are claiming to be “IoT capable”. Although significant improvements have been seen from the design perspective of wireless devices, the objective of connecting everything to the Internet is still a far cry [3]. It is because several important challenges arise when ensuring ubiquitous connectivity of devices. As indicated in [4], one of the first challenge is the limited life-cycle of miniature wireless devices. The energy constrained nature of devices becomes an obstacle as the massive amount of data is transferred across an IoT network and the devices are required to be operated in an untethered manner. Due to which, the energy constrained nature of devices becomes an obstacle. Then, there is a

requirement of communication reliability which is even more difficult to maintain in large-scale wireless systems [5]. The increased reliability most often comes at a cost of increased energy consumption which cannot be regulated by small energy reservoirs of miniature IoT devices. Above all, these devices would need to demonstrate services like ultra-reliable low-latency communications (URLLC), enhanced mobile broadband (eMBB), and massive machine type communications (mMTC) for beyond 5G networks. Resultantly, it has become evident that an ultra low-powered communication paradigm is essential for enabling short-range communication among devices, without compromising the reliability of communications [2, 6].

Of late, backscatter communication has gathered the attention of the researchers as a key enabling technology for connecting IoT devices. Backscatter communication allows radio device to transmit their data by reflecting and modulating an incident radio frequency (RF) signal. It adapts the antenna impedance mismatch in order to

*Correspondence: blee@sejong.ac.kr

³Sejong University, Seoul, South Korea

Full list of author information is available at the end of the article

change the reflection coefficient. Using the received RF energy, backscatter devices harvest a fraction of energy for circuit operations [7]. It is worth highlighting that the backscatter devices do not require oscillators for generating carrier signals as they get the carrier waves from the dedicated RF source. In fact, the ultra-low power nature of a backscatter transmitter (i.e., below 1 mW [8]) shows promise for a very long life cycle (i.e., 10 years) with an on-chip battery. Since the harvested energy from an RF source typically ranges from 1 mW to 10s of mW, the low power consumption of backscatter devices is a perfect match for RF energy harvesting [9].

Besides the obvious advantages of conventional backscatter communications, there are few limitations of these devices. The backscatter devices require a dedicated RF source for transmission of carrier waves. Even though this model has been adopted in radio frequency identification (RFID) tags used in libraries and grocery stores, the power budget of these communication models may not be suitable for energy-constrained IoT devices [6, 10]. Additionally, the centralized nature of these communication models is also a hurdle in paving the way for large-scale deployment of IoT networks. The distributed architecture of IoT networks favors the deployment of decentralized RF sources that can be accessed anytime. Besides this, energy harvesting through wireless power transmission can extend the life cycle of the IoT networks with little changes in hardware implementations [11, 12].

To overcome the abovementioned limitations, a new backscatter paradigm has emerged that is called ambient backscatter communication [13]. An ambient backscatter transmitter uses ambient RF signals in order to perform in a battery-free manner. More specifically, the ambient RF signals are used for backscattering and energy harvesting. This flexibility allows the cost-effective deployment of ambient backscatter devices while avoiding dependence on a particular RF source [14]. However, owing to the novelty of the technology, the study of ambient backscatter communications is still at its nascent stage. A variety of network challenges and data communication issues arise that require further exploration. Furthermore, limited theoretical knowledge of ambient backscatter communication demands new dimensions for performance evaluation of the network.

Motivated by the aforementioned observations, we perform the analysis of backscatter communication under Rayleigh fading. Specifically, our contribution is twofold:

- Derivation of closed-form expression of outage probability for wireless-powered devices operating under Rayleigh fading.

- Derivation of the power-splitting factor that balances the tradeoff between energy harvesting and achievable data rate.

The remainder of the paper is organized as follows. Section 2 discusses the related work on conventional backscatter and ambient backscatter communications. In Section 3, a detailed description of the system model is provided. Section 4 provides the performance analysis while Section 5 discusses the numerical results. Finally, Section 6 provides key findings and conclusions.

2 Related work

Backscatter communication has been considered from different aspects in wireless networks [15]. The authors of [16] employed backscatter communication to enable device-to-device communications. Besides this, several detection schemes for backscatter communication systems are proposed in [17–19]. A detector that does not require the channel state information (CSI) was constructed using a differential encoder in [18]. Specifically, they developed a model and derived optimal detection and minimum bit-error-rate (BER) thresholds. Moreover, the expressions for lower and upper bounds on BER were also derived that were corroborated through simulation results. A joint-energy detection scheme is proposed in [19] that requires only channel variances rather than specific CSI. The same authors provided a study of BER computation, optimal and suboptimal detection, and blind parameter acquisition. The non-coherent signal detection outperformed the conventional techniques in terms of detection accuracy and computation complexity. A successive interference cancellation (SIC)-based detector and a maximum-likelihood (ML) detector with known CSI are presented in [17], to recover signals not only from readers but also from RF sources. In addition to this, the authors derived BER expressions for the ML detector. It was shown that the backscatter signal can significantly enhance the performance of the ML detector as compared to conventional single-input-multiple-output (SIMO) systems.

Capacity and outage performance analysis for ambient backscatter communication systems was studied in [20–23]. The authors of [20] analyzed the channel capacity over orthogonal frequency division multiplexing (OFDM) signals. The ergodic capacity optimization problem at the reader with SIC was investigated by the authors of [21]. Specifically, the authors jointly considered the transmit source power and the reflection coefficient and improved the ergodic capacity. For ambient backscatter communication systems, the BER of an energy detector was derived and the BER-based outage probability was obtained in [22]. In [23], the effective distribution of signal-to-noise

ratio (SNR) was derived and the SNR-based outage probability was evaluated over real Gaussian channels.

More recently, the authors in [24] investigated a cognitive radio network having ambient backscatter communication. In particular, it was considered that a wireless-powered secondary user can either harvest energy or adopt ambient backscattering from a primary user on transmission. A time allocation problem was developed in order to maximize the throughput of the secondary user and to obtain the optimal time ratio between energy harvesting and ambient backscattering. Reference [25] introduced a hybrid backscatter communication scheme as an alternative access scheme for a wireless-powered transmitter. Specifically, when the ambient RF signals were not sufficient to support wireless-powered communications, the transmitter can choose between bistatic backscattering or ambient backscattering based on a dedicated carrier emitter. A throughput maximization problem was formulated to find the optimal time allocation for the hybrid backscatter communication operation. Both [24] and [25] studied a deterministic scenarios.

3 Experimental system model design

Let us consider an IoT network that consists of N number of ambient backscatter devices. These ambient backscatter devices are considered to be powered by ambient RF source. This consideration is under the assumption that ambient RF sources (like radio signals, TV signals, and WiFi signals) are abundant in the environment. These backscatter devices use the harvested energy from the

ambient RF signals and transmit their data to the gateway as shown in Fig. 1.

According to [6], a typical ambient backscatter device has three major operations, i.e., spectrum sensing, energy harvesting, and data exchange. The circuit model of an ambient backscatter device is shown in Fig. 2. The main purpose of the spectrum sensor is to detect suitable ambient RF signals, whereas the energy harvesting circuit enables the backscatter devices to operate a self-sustainable manner. This self-sustainability is essential for IoT networks as they are expected to operate with minimum human intervention. When the device is in operation mode, the spectrum sensing is performed in order to detect RF signal with large power. Afterward, the detected signal is employed for either backscatter communication or energy harvesting. The analog-to-digital converter (ADC) uses the harvested energy and converts it into direct current that is utilized by other modules including a microcontroller. The microcontroller performs multiple communication operation including processing the information and matching the impedance of antenna for better reception of RF signals. We consider that the amount of energy consumed by energy harvester is negligible [6] and satisfies the following condition

$$E_h \geq E_b + E_s + E_m. \tag{1}$$

In the above expression E_h, E_b, E_s, E_m denotes the harvested energy, energy consumed for backscatter communication, energy consumed for spectrum sensing, and the energy consumed by micro-controller/ sensor for data

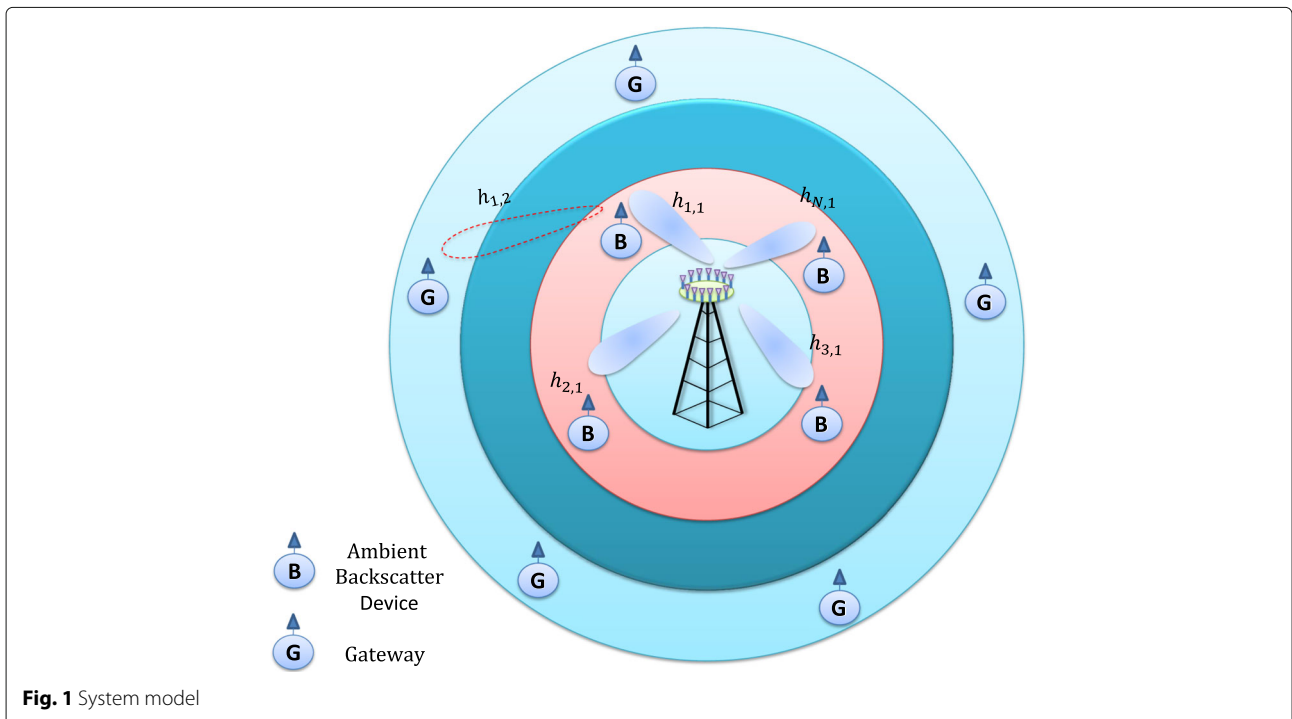
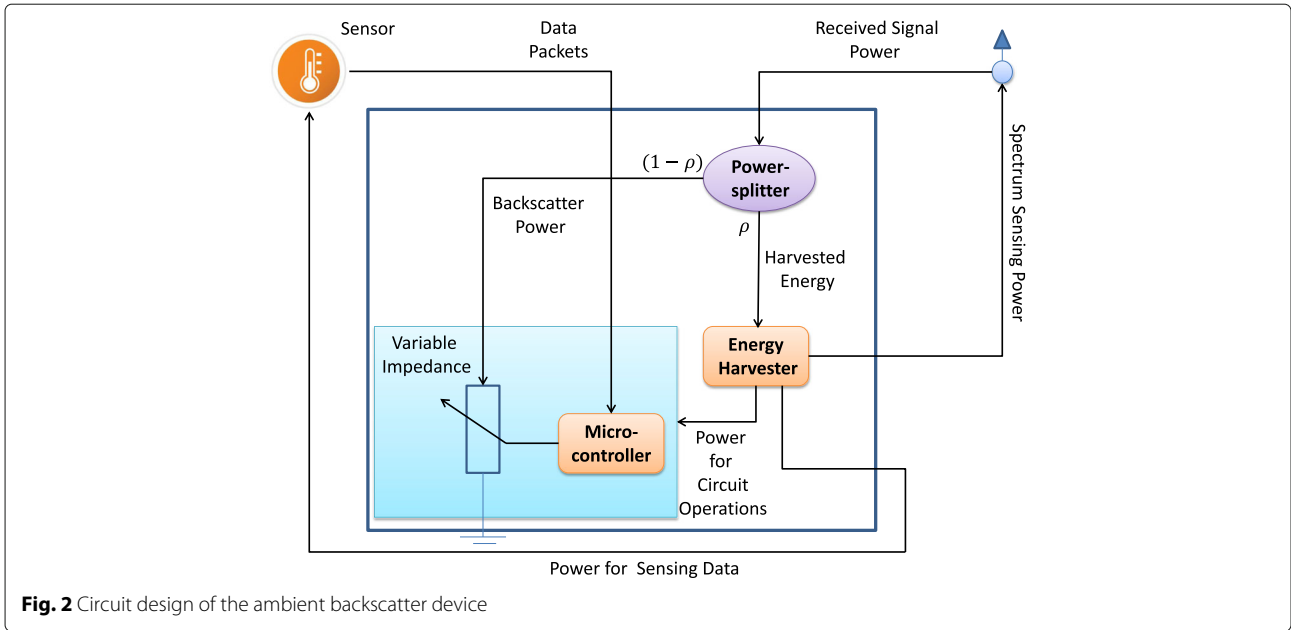


Fig. 1 System model



gather and processing. Some of the key symbols used throughout this paper are provided in Table 1.

We now characterize the energies harvested and consumed during one time slot. We consider that compressive sensing is performed in each time slot. Thus, the time slot T is divided into phases, i.e., compressive sensing duration (denoted as α) and energy harvesting/backscattering duration (denoted as $(1 - \alpha)$). After compressive sensing, the received signal at the device is divided into two

streams of power. The first part is used for energy harvesting while the other part is used for performing backscattering operation. This separation is performed with a factor ρ , where $0 < \rho \leq 1$. A graphical representation of an interplay of ρ and α is provided in Fig. 3. Assuming that an i -th backscatter device detects an ambient RF, then the received signal at the device is given as

$$y_{i,1} = \sqrt{\frac{\beta P}{P_{l,1}}} h_{i,1} s_1 + n_{i,1}, \quad (2)$$

where $y_{i,1}$ is the received signal, s_1 denotes the normalized signal, P represents the transmit power, and $P_{l,1} = d_1^\theta$ is the path loss experienced by the backscatter device and θ is the path loss exponent. Furthermore, $h_{i,1}$ represents the channel gain between the ambient RF source and backscatter device which is assumed to be Rayleigh faded, $n_{i,1}$ is the zero mean additive white Gaussian noise (AWGN) with N_0 variance while β is the reflection coefficient of the backscatter devices. The harvested energy is then denoted as

$$E_{h,i} = \frac{\rho \eta (1 - \alpha) T \beta \Omega_1 |h_{i,1}|^2}{P_{l,1}}, \quad (3)$$

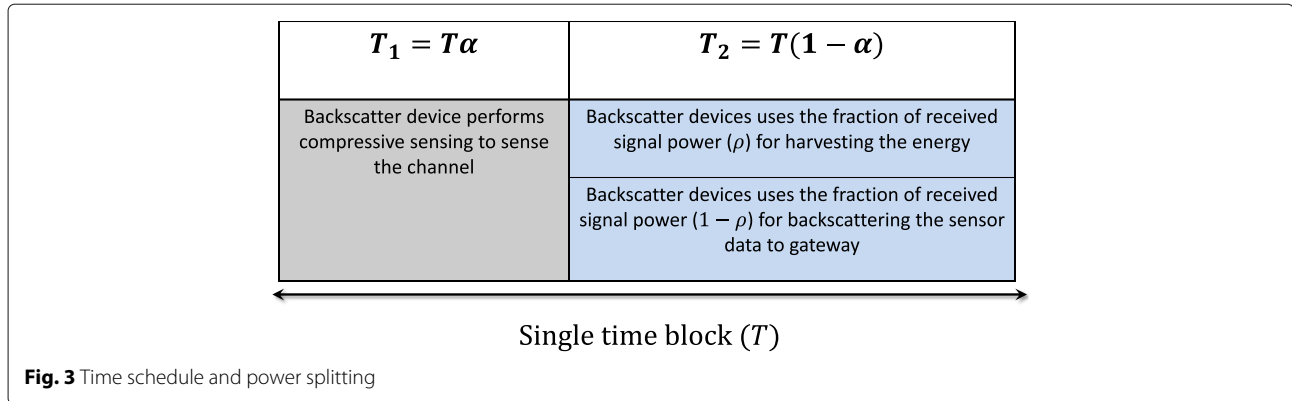
where $\Omega_1 = \frac{P}{N_0}$, ρ represents the fraction of power used for energy harvesting, and η is the energy conversion efficiency that is considered to be same for all the backscatter devices as they employ same circuitry.

The amount of energy consumed by the compressive sensing module is a linear multiplication of the number of samples and sampling rate. More specifically, it can be represented as

$$E_s = \alpha f M e T, \quad (4)$$

Table 1 Common symbols used in the article

Symbol	Definition
E_h	Harvested energy
E_b	Energy consumed for backscatter communication
E_s	Energy consumed for spectrum sensing
E_m	Energy consumed by micro-controller/ sensor
α	Compressive sensing duration
ρ	Power-splitting factor
β	Reflection coefficient of the backscatter devices
θ	Path loss exponent
N_0	AWGN variance
η	Energy conversion efficiency
M	Number of wideband signals
e	Energy consumed for each sample
φ	Threshold of required data rate
ψ	Energy threshold for operation of the backscatter device
f	Sampling rate
P_b	Amount of circuit power consumed during backscattering



where M is the number of wideband signals that have been detected during the phase of spectrum sensing, f is the sampling rate, and e is the energy consumed for each sample.

The amount of energy consumed the backscattering module can be represented in terms of circuit power as

$$E_b = (1 - \alpha)P_bT, \tag{5}$$

where P_b is the amount of circuit power consumed during backscattering phase. For the sake of simplicity and without loss of generality, we consider that the power consumed by micro-controller is fixed.

As a result of backscattering, the received message at the gateway can be written as:

$$y_{i,2} = \sqrt{\frac{(1 - \rho)\beta P_b}{P_{l,2}}} h_{i,2} s_{i,2} + n_{i,2}, \tag{6}$$

where $y_{i,2}$ is the received signal at the gateway, $s_{i,2}$ denotes the normalized signal sent by the i -th backscattering device, P represents the transmit power, and $P_{l,2} = d_{i,2}^\alpha$ is the path loss between backscatter device and the gateway. Furthermore, $h_{i,2}$ represents the Rayleigh faded channel gain between the backscatter device and the gateway and $n_{i,2}$ is the zero mean AWGN with zero mean and N_0 variance.

4 Performance analysis and methodology

In this section, we derive the communication outage and power shortage probabilities of the backscatter devices. Based on these probabilities, we aim to find the balancing value of the ρ .

4.1 Outage performance

Using the Shannon capacity formula, the achievable sum rate at the gateway can be written as:

$$R_{sum} = \sum_{i=1}^N R_i, \tag{7}$$

where R_i is the achievable rate of i -th backscattering device which is given as:

$$R_i = (1 - \alpha)BT \log_2 \left\{ 1 + \frac{(1 - \rho)\beta\Omega_2|h_{i,2}|^2}{P_{l,2}} \right\}, \tag{8}$$

where $\Omega_2 = \frac{P_b}{N_0}$.

Considering the independence of channels, the likelihood of an outage event depends on following two conditions:

1. If the harvested energy is below the energy required for operations of backscatter device.
2. If the achievable rate is below the required rate at the gateway.

Thus, using the total probability theorem, the outage probability can be written as:

$$P_{out} = \Pr(R_i < \varphi | E_{h,i} < \psi) \Pr(E_{h,i} < \psi) + \Pr(R_i < \varphi | E_{h,i} > \psi) \Pr(E_{h,i} > \psi), \tag{9}$$

where φ represents the threshold of required data rate and $\psi = E_b + E_s + E_m$ is the energy threshold for operation of the backscatter device.

From the above equation, we note that if the harvested energy is below the threshold, then the backscatter device would not be able to transfer any data to the gateway. In this case, the probability that the rate falls below a required threshold would always be 1. Thus, we can write:

$$\Pr(R_i < \varphi | E_{h,i} < \psi) = 1. \tag{10}$$

The probability that the harvested energy would fall below a specified threshold can be written as:

$$\Pr(E_{h,i} < \psi) = \Pr\left(\frac{\rho\eta(1 - \alpha)T\beta\Omega_1|h_{i,1}|^2}{P_{l,1}} < \psi\right). \tag{11}$$

After some simplifications, it can be represented as:

$$\begin{aligned} \Pr(E_{h,i} < \psi) &= \Pr\left(|h_{i,1}|^2 < \frac{P_{l,1}\psi}{\rho\eta(1-\alpha)T\beta\Omega_1}\right) \\ &= 1 - \exp\left\{-\frac{P_{l,1}\psi}{\bar{\gamma}_1\rho\eta(1-\alpha)T\beta\Omega_1}\right\}. \end{aligned} \quad (12)$$

In contrast, the probability of energy harvesting increasing beyond the threshold can be represented as:

$$\Pr(E_{h,i} > \psi) = \exp\left\{-\frac{P_{l,1}\psi}{\bar{\gamma}_1\rho\eta(1-\alpha)T\beta\Omega_1}\right\}, \quad (13)$$

where $\bar{\gamma}_1$ is the average channel gain between RF source and the backscattering device. Let us now consider the case when the harvested energy is greater than ψ . In this case, the probability that the achievable data rate falls below a pre-determined threshold can be written as:

$$\begin{aligned} \Pr(R_i < \varphi | E_{h,i} > \psi) &= \Pr\left[(1-\alpha)BT \right. \\ &\times \log_2\left\{1 + \frac{(1-\rho)\beta\Omega_2|h_{i,2}|^2}{P_{l,2}}\right\} < \varphi | E_{h,i} > \psi\left. \right]. \end{aligned} \quad (14)$$

After some straightforward simplifications, we obtain:

$$\begin{aligned} \Pr(R_i < \varphi | E_{h,i} > \psi) &= \Pr\left(|h_{i,2}|^2 < \frac{P_{l,2}\left(2^{\frac{\varphi}{(1-\alpha)BT}} - 1\right)}{(1-\rho)\beta\Omega_2}\right) \\ &= 1 - \exp\left\{-\frac{P_{l,2}\left(2^{\frac{\varphi}{(1-\alpha)BT}} - 1\right)}{\bar{\gamma}_2(1-\rho)\beta\Omega_2}\right\}, \end{aligned} \quad (15)$$

where $\bar{\gamma}_2$ is the average channel gain between backscattering device and the gateway. Substituting the Eqs. (10), (12), (13), and (15) in (9), we obtain:

$$\begin{aligned} P_{out} &= 1 - \exp\left\{-\frac{P_{l,1}\psi}{\bar{\gamma}_1\rho\eta(1-\alpha)T\beta\Omega_1}\right\} \\ &+ \exp\left\{-\frac{P_{l,1}\psi}{\bar{\gamma}_1\rho\eta(1-\alpha)T\beta\Omega_1}\right\} \\ &\times \left[1 - \exp\left\{-\frac{P_{l,2}\left(2^{\frac{\varphi}{(1-\alpha)BT}} - 1\right)}{\bar{\gamma}_2(1-\rho)\beta\Omega_2}\right\}\right]. \end{aligned} \quad (16)$$

After solving 16, we have:

$$P_{out} = 1 - \exp\left(-\frac{P_{l,2}\left(2^{\frac{\varphi}{(1-\alpha)BT}} - 1\right)}{\bar{\gamma}_2(1-\rho)\beta\Omega_2} - \frac{P_{l,1}\psi}{\bar{\gamma}_1\rho\eta(1-\alpha)T\beta\Omega_1}\right). \quad (17)$$

4.2 Balancing communication outage and power shortage

In this section, we aim to find the values of ρ that balances the tradeoff between communication outage and power

shortage. In particular, we note that different values of ρ have a different impact on communication outage and power shortage. From (3), we can observe that the amount of energy harvested is the increasing function of ρ . In other words, as the value of ρ increases, the amount of harvested energy also increases, whereas it decreases with a decrease in the value of ρ . In contrast, the achievable rate of any i -th backscattering device is a decreasing function of ρ . Since the achievable device is dependent on the received SNR, therefore, increasing the value of ρ results in increasing the SNR while a reduction in ρ causes an increase in the values of SNR which in turn increases the achievable rate.

From the above arguments, we can observe that the balancing value of ρ can be found by solving the energy harvesting and SNR expressions simultaneously. Thus, we can write:

$$\frac{\rho\eta(1-\alpha)T\beta\Omega_1|h_{i,1}|^2}{P_{l,1}} = \frac{(1-\rho)\beta\Omega_2|h_{i,2}|^2}{P_{l,2}}. \quad (18)$$

After cross multiplication and taking least common multiple, we obtain the ρ^* as:

$$\rho^* = \frac{|h_{i,2}|^2\Omega_2P_{l,1}}{|h_{i,2}|^2\Omega_2P_{l,1} + \eta(1-\alpha)T\beta\Omega_1|h_{i,1}|^2P_{l,2}}. \quad (19)$$

From the above expression, we can observe that ρ^* is inversely proportional to the Ω_1 . Moreover, if $P_{l,1} = P_{l,2}$, then the balancing value of ρ^* is halved. We also note that the value of ρ^* increases with an increase in α indicating the direct relationship between ρ^* and α .

5 Results and discussions

In this section, we provide results and relevant discussion on the abovementioned analysis. Unless mentioned otherwise, following parameters have been used for generating

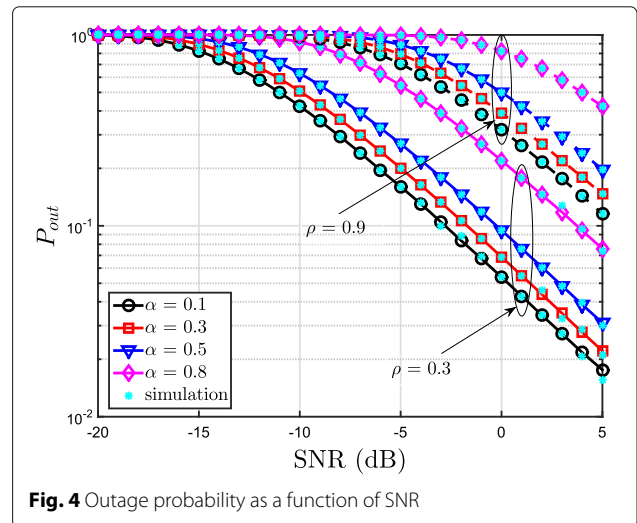


Fig. 4 Outage probability as a function of SNR

simulation and analytical results: $\eta = 0.5$, $B = 1\text{MHz}$, $\beta = 0.5$, $d_1 = d_2 = 5\text{m}$, $\varphi = 2\text{kbps}$, $\theta = 2$, and $\rho = 0.3$.

Figure 4 illustrates the outage probability as a function of increasing values of SNR. It can be seen that the outage probability decreases with an increase in the SNR. However, the impact of α on P_{out} is different for different values of SNR. Specifically, we observe that an increase in the α results in an increase in the outage probability. It is because with an increase in α which provides more time for compressive sensing and less time for energy harvesting and backscattering. On the other hand, an increase in ρ causes an increase in outage probability. This result is caused by allocating more fraction of received power for energy harvesting and less for performing backscatter communications. In addition, the simulation results closely follow the analytical curves which indicates the validity of our theoretical model.

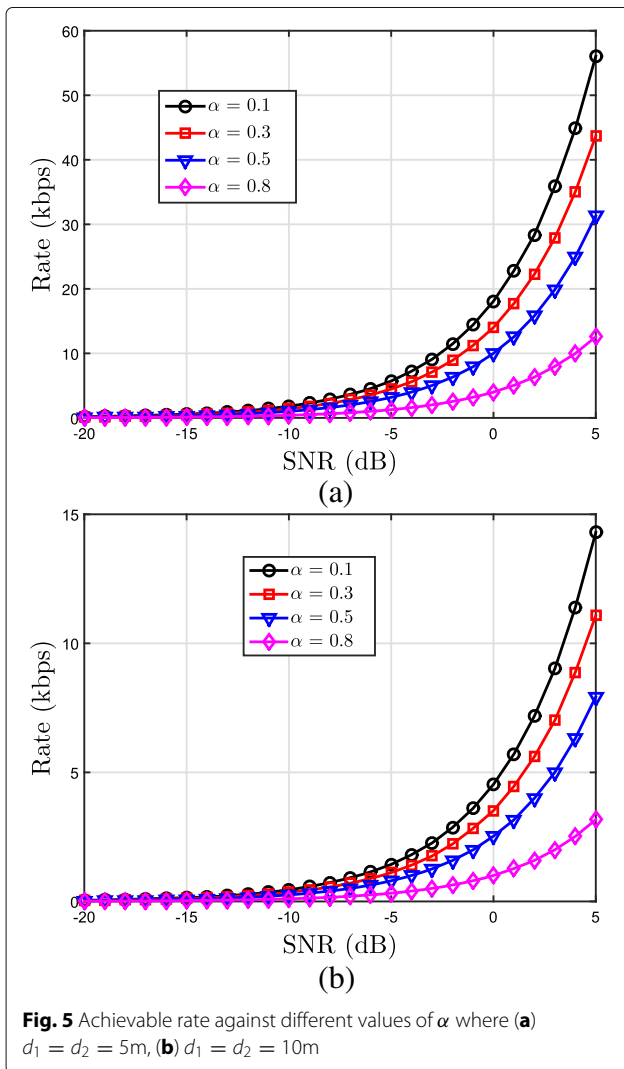
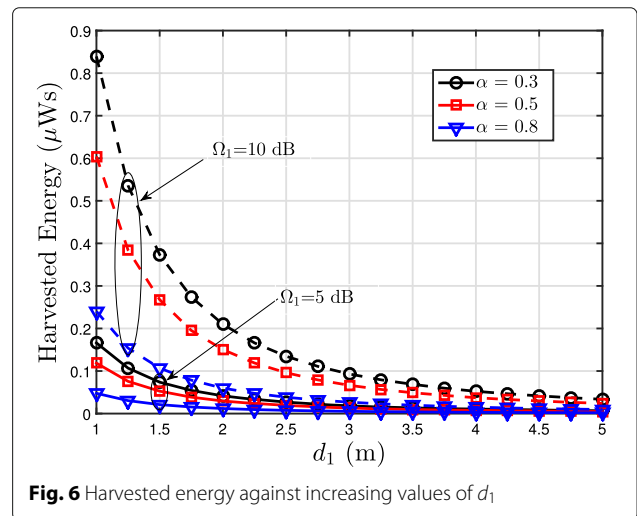


Figure 5a shows the achievable rate as a function of increased SNR. As anticipated by the analytical expression, the increase in SNR improves the achievable rate. However, an increase in α decreases the achievable rate. In fact, the impact of α becomes more prominent at higher values of SNR showing a rapid rise in the curves. Where Fig. 5a is plotted for $d_1 = d_2 = 5\text{m}$, the curves of Fig. 5b are plotted against $d_1 = d_2 = 10\text{m}$. This increase in distance has a critical impact on the achievable rate. In particular, for the same values of SNR and α (e.g., SNR=0 dB and $\alpha=0.1$), the achievable rate drops from 20 kbps to 5 kbps when the distance is increased.

Figure 6 plots the harvested energy against increasing values of d_1 . Indeed, these results highlight the significance of distance between the RF source and the backscatter device. It can be seen that an increase in d_1 results in decreasing the harvested energy. Additionally, the increasing values of α decrease the harvested amount of energy due to compressive sensing. This decrease in harvested energy, against different values of α , is less prominent when $\Omega_1 = 5\text{dB}$. This indicates that the time scheduling is more effective for large transmit power of the ambient RF source. Furthermore, this increase in Ω_1 allows devices to harvest power up to a significantly larger distance which influences the life-cycle of devices.

Figure 7a demonstrates the tradeoff between harvested energy and achievable rate. We have plotted different curves of achievable rate and harvested energy against the increasing values of ρ . It can be observed that an increase in ρ causes an increase in the amount of harvested energy while simultaneously reducing the achievable rate. Since the value of α influences both rate and harvested energy, the lower values of α decreases the converging point of the curves of rate and energy curves. Similar trends can be shown in Fig. 7b; however, the converging point of the



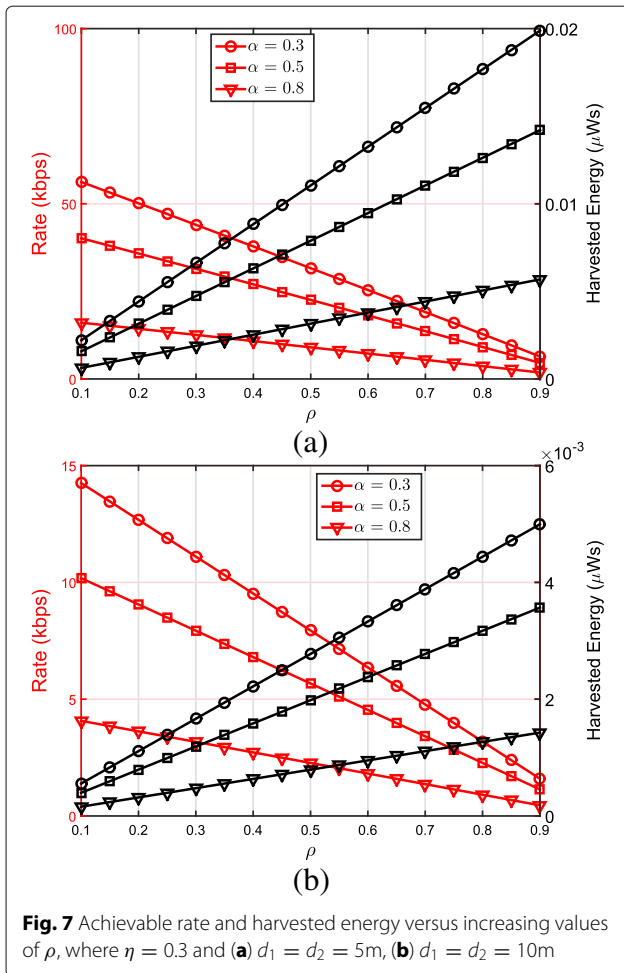


Fig. 7 Achievable rate and harvested energy versus increasing values of ρ , where $\eta = 0.3$ and **(a)** $d_1 = d_2 = 5$ m, **(b)** $d_1 = d_2 = 10$ m

curves now shifts towards the right-hand side while reducing both the harvested energy and rate. This trend can be attributed to the increase in d_1 and d_2 . This shift in balancing point shows that a higher value of ρ is required with an increase in distance. This also indicates that energy harvesting becomes a critical factor when the distance is increased between ambient RF source and the device and that between device and gateway.

6 Conclusion

Ambient backscatter communications provide virtually endless opportunities to connect wireless devices. We anticipate that wearable devices, connected homes, industrial Internet, and miniature embeddable are some of the areas where ambient backscatter communications would be adapted to provide pervasive connectivity. Thus, to better analyze the utility of these low-powered devices, this article has provided a comprehensive analysis of ambient backscattering model from the perspective of achievable data rates and the amount of harvested energy. In addition

to deriving closed-form expressions of outage probability and balancing power-splitting factor, we have shown that the distance between ambient RF source and the device plays a critical role in determining the life-cycle of devices and the outage probability at the gateway. In fact, we have demonstrated that an increase in distance shifts the balancing power-splitting point to the right-hand side. Besides this, we have observed that when the distance is increased from 5 m to 10 m against fixed values of SNR and α , the achievable rate at gateway drops from 20 to 5 kbps. These results can act as a fundamental building block for designing and large-scale deployment of ambient backscatter devices in the future.

Abbreviations

ADC: Analog-to-digital converter; BER: Bit-error-rate; CSI: Channel state information; IoT: Internet of things; ML: Maximum-likelihood; OFDMA: Orthogonal frequency division multiplexing; SIC: Successive interference cancellation; SIMO: Single-input-multiple-output; SNR: Signal-to-noise ratio

Authors' contributions

FJ contributed to the conception and development of the analytical model of the study. FJ, TR, IK, and BML contributed to the acquisition of simulation results. All authors read and approved the final manuscript.

Funding

This work was supported by Basic Science Research Program through the National Research Foundation of Korea (NRF) funded by the Ministry of Education (grant number: NRF-2017R1D1A1B03028350).

Availability of data and materials

Data sharing is not applicable to this article as no data sets were generated or analyzed during the current study.

Competing interests

The authors declare that they have no competing interests.

Author details

¹University of Jyväskylä, Jyväskylä, Finland. ²University of Engineering and Technology, Peshawar, Pakistan. ³Sejong University, Seoul, South Korea.

Received: 1 December 2018 Accepted: 29 May 2019

Published online: 24 June 2019

References

1. E. Siow, T. Tiropanis, W. Hall, Analytics for the Internet of things: A survey. *ACM Comput. Surv. (CSUR)*. **51**(4), 74 (2018)
2. P. Kamalinejad, C. Mahapatra, Z. Sheng, S. Mirabbasi, V. C. Leung, Y. L. Guan, Wireless energy harvesting for the Internet of things. *IEEE Commun. Mag.* **53**(6), 102–108 (2015)
3. F. Jameel, S. Kumar, Z. Chang, T. Hamalainen, T. Ristaniemi, in *2018 IEEE Conference on Standards for Communications and Networking (CSCN)*. Operator revenue analysis for device-to-device communications overlaying cellular network, (2018), pp. 1–6. <https://doi.org/10.1109/CSCN.2018.8581856>
4. D. Munir, S. T. Shah, K. W. Choi, T.-J. Lee, M. Y. Chung, Performance analysis of wireless-powered cognitive radio networks with ambient backscatter. *EURASIP J. Wirel. Commun. Netw.* **2019**(1), 45 (2019). <https://doi.org/10.1186/s13638-019-1367-7>
5. F. Jameel, Z. Hamid, F. Jabeen, S. Zeadally, M. A. Javed, A survey of device-to-device communications: Research issues and challenges. *IEEE Commun. Surv. Tutor.* **20**(3), 2133–2168 (2018). <https://doi.org/10.1109/COMST.2018.2828120>
6. X. Liu, Y. Gao, F. Hu, Optimal time scheduling scheme for wireless powered ambient backscatter communications in IoT networks. *IEEE Internet of Things J.*, 1–1 (2019). <https://doi.org/10.1109/JIOT.2018.2889700>
7. C. Boyer, S. Roy, Backscatter Communication and RFID: Coding, Energy, and MIMO Analysis. *IEEE Trans. Commun.* **62**(3), 770–785 (2014)

8. B. Kellogg, A. Parks, S. Gollakota, J. R. Smith, D. Wetherall, in *ACM SIGCOMM Computer Communication Review*, vol. 44. Wi-Fi backscatter: Internet connectivity for RF-powered devices (ACM, 2014), pp. 607–618
9. X. Lu, P. Wang, D. Niyato, D. I. Kim, Z. Han, Wireless networks with RF energy harvesting: A contemporary survey. *IEEE Commun. Surv. Tutor.* **17**(2), 757–789 (2015)
10. F. Jameel, Z. Chang, T. Ristaniemi, in *2018 IEEE 87th Vehicular Technology Conference (VTC Spring)*. Intercept probability analysis of wireless powered relay system in kappa-mu fading, (2018), pp. 1–6. <https://doi.org/10.1109/VTCSpring.2018.8417660>
11. N. Zhao, S. Zhang, F. R. Yu, Y. Chen, A. Nallanathan, V. C. Leung, Exploiting interference for energy harvesting: A survey, research issues, and challenges. *IEEE Access.* **5**, 10403–10421 (2017)
12. Z. Chang, Z. Wang, X. Guo, C. Yang, Z. Han, T. Ristaniemi, Distributed resource allocation for energy efficiency in ofdma multicell networks with wireless power transfer. *IEEE J. Sel. Areas Commun.* **37**(2), 345–356 (2019)
13. V. Liu, A. Parks, V. Talla, S. Gollakota, D. Wetherall, J. R. Smith, in *ACM SIGCOMM Computer Communication Review*, vol. 43. Ambient backscatter: wireless communication out of thin air (ACM, 2013), pp. 39–50
14. K. Han, K. Huang, Wirelessly powered backscatter communication networks: Modeling, coverage, and capacity. *IEEE Trans. Wirel. Commun.* **16**(4), 2548–2561 (2017)
15. N. Van Huynh, D.T. Hoang, X. Lu, D. Niyato, P. Wang, D. I. Kim, Ambient backscatter communications: A contemporary survey. *IEEE Commun. Surv. Tutor.* **20**(4), 2889–2922 (2018)
16. X. Lu, H. Jiang, D. Niyato, D. I. Kim, Z. Han, Wireless-powered device-to-device communications with ambient backscattering: Performance modeling and analysis. *IEEE Trans. Wirel. Commun.* **17**(3), 1528–1544 (2018)
17. G. Yang, Y.-C. Liang, Q. Zhang, in *IEEE International Conference on Communications (ICC)*. Cooperative receiver for ambient backscatter communications with multiple antennas (IEEE, 2017), pp. 1–6
18. G. Wang, F. Gao, R. Fan, C. Tellambura, Ambient backscatter communication systems: Detection and performance analysis. *IEEE Trans. Commun.* **64**(11), 4836–4846 (2016)
19. J. Qian, F. Gao, G. Wang, S. Jin, H. Zhu, Noncoherent detections for ambient backscatter system. *IEEE Trans. Wirel. Commun.* **16**(3), 1412–1422 (2017)
20. D. Darsena, G. Gelli, F. Verde, Modeling and performance analysis of wireless networks with ambient backscatter devices. *IEEE Trans. Commun.* **65**(4), 1797–1814 (2017)
21. X. Kang, Y.-C. Liang, J. Yang, in *IEEE International Conference on Communications (ICC)*. Riding on the primary: A new spectrum sharing paradigm for wireless-powered IoT devices (IEEE, 2017), pp. 1–6
22. Y. Zhang, J. Qian, F. Gao, G. Wang, in *IEEE 18th International Workshop on Signal Processing Advances in Wireless Communications (SPAWC)*. Outage probability for ambient backscatter system with real source (IEEE, 2017), pp. 1–5
23. W. Zhao, G. Wang, S. Atapattu, C. Tellambura, H. Guan, Outage analysis of ambient backscatter communication systems. *IEEE Commun. Lett.* **22**(8), 1736–1739 (2018)
24. D. T. Hoang, D. Niyato, P. Wang, D. I. Kim, L. B. Le, in *Communications (ICC), 2017 IEEE International Conference On*. Overlay RF-powered backscatter cognitive radio networks: A game theoretic approach (IEEE, 2017), pp. 1–6
25. S. H. Kim, D. I. Kim, Hybrid backscatter communication for wireless-powered heterogeneous networks. *IEEE Trans. Wirel. Commun.* **16**(10), 6557–6570 (2017)

Publisher's Note

Springer Nature remains neutral with regard to jurisdictional claims in published maps and institutional affiliations.

Submit your manuscript to a SpringerOpen[®] journal and benefit from:

- Convenient online submission
- Rigorous peer review
- Open access: articles freely available online
- High visibility within the field
- Retaining the copyright to your article

Submit your next manuscript at ► [springeropen.com](https://www.springeropen.com)
