

Erratum to: CO₂ Biofixation by the Cyanobacterium *Spirulina* sp. LEB 18 and the Green Alga *Chlorella fusca* LEB 111 Grown Using Gas Effluents and Solid Residues of Thermoelectric Origin

Bruna da Silva Vaz¹ · Jorge Alberto Vieira Costa² · Michele Greque de Morais¹

Published online: 15 December 2015
© Springer Science+Business Media New York 2015

**Erratum to: Appl Biochem Biotechnol (2015)
DOI 10.1007/s12010-015-1876-8**

The original version of this article unfortunately contained errors. In the image of Fig. 1, “GC” should be “CG”, “DC” should be “CO₂” and “cinzas” should be “ashes”. The correct figure is provided here as well. The authors regret the oversight.

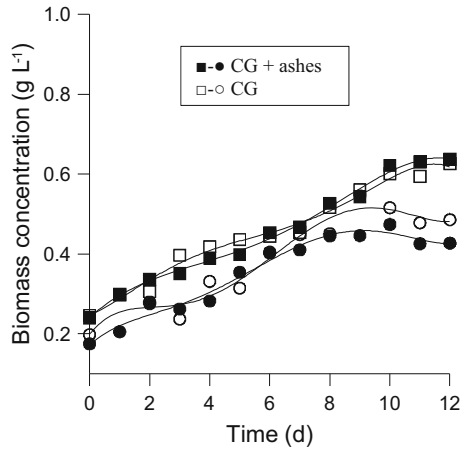
The online version of the original article can be found at <http://dx.doi.org/10.1007/s12010-015-1876-8>.

✉ Michele Greque de Morais
michele.morais@pq.cnpq.br

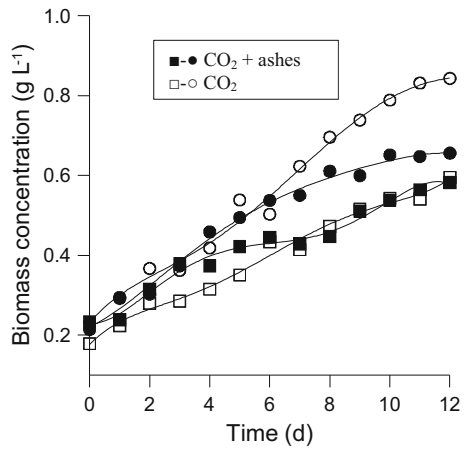
¹ Laboratory of Microbiology and Biochemical, College of Chemistry and Food Engineering, Federal University of Rio Grande, P.O. Box 474, Av. Itália Km 8, Rio Grande 96203-900 RS, Brazil

² Laboratory of Biochemical Engineering, College of Chemistry and Food Engineering, Federal University of Rio Grande, P.O. Box 474, Av. Itália Km 8, Rio Grande 96203-900 RS, Brazil

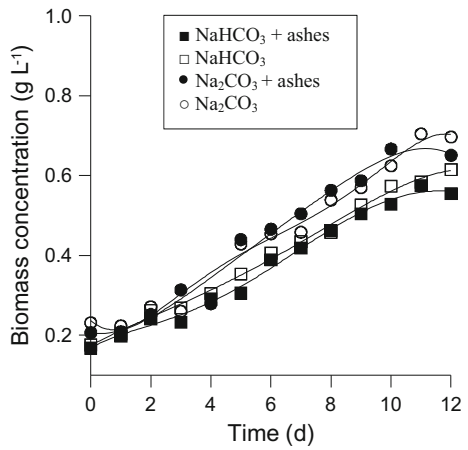
Fig. 1 Growth curves of *Spirulina* sp. LEB 18 (■ - □) and *Chlorella fusca* LEB 111 (● - ○) microalgal cells grown using combustion gas (CG), carbon dioxide (CO₂), sodium bicarbonate (NaHCO₃), sodium carbonate (Na₂CO₃) and 40 ppm ashes



(a)



(b)



(c)