

# Probing light-quark Yukawa couplings via hadronic event shapes at lepton colliders

---

**Jun Gao**

*INPAC, Shanghai Key Laboratory for Particle Physics and Cosmology,  
School of Physics and Astronomy, Shanghai Jiao-Tong University,  
Shanghai 200240, China*

*E-mail:* [jung49@sjtu.edu.cn](mailto:jung49@sjtu.edu.cn)

**ABSTRACT:** We propose a novel idea for probing the Higgs boson couplings through the measurement of hadronic event shape distributions in the decay of the Higgs boson at lepton colliders. The method provides a unique test of the Higgs boson couplings and of QCD effects in the decay of the Higgs boson. It can be used to probe the Yukawa couplings of the light quarks and to further test the mechanism of electroweak symmetry breaking. From a case study for the proposed Circular Electron-Positron Collider, assuming a hypothesis of SM-like theory, light-quark couplings with a strength greater than 9% of the bottom-quark Yukawa coupling in the standard model can be excluded.

**KEYWORDS:** QCD Phenomenology, Jets

**ARXIV EPRINT:** [1608.01746](https://arxiv.org/abs/1608.01746)

---

**Contents**

<b>1</b>	<b>Introduction</b>	<b>1</b>
<b>2</b>	<b>Event shapes</b>	<b>2</b>
<b>3</b>	<b>CEPC</b>	<b>5</b>
<b>4</b>	<b>Discussion and summary</b>	<b>9</b>

---

**1 Introduction**

The successful operation of the CERN Large Hadron Collider (LHC) and the ATLAS and CMS experiments have led to the discovery of the Higgs boson, the final piece of the standard model (SM) [1, 2] of particle physics. Future high precision experimental investigations on the couplings of the Higgs boson are required for a refined understanding of the nature of electroweak symmetry breaking and for searches for possible new physics beyond the SM. Higgs boson couplings can be measured to percent level precision at future lepton colliders, e.g., the International Linear Collider [3] and the Circular Electron-Positron Collider (CEPC) [4], or with less precision at the high luminosity run of the LHC (HL-LHC) [3]. In addition to high precision,  $e^+e^-$  colliders provide direct access to all possible decay channels of the Higgs boson, including invisible decays, in a clean environment. They can also measure the total width of the Higgs boson in a model-independent way.

An important prediction for the SM Higgs boson is that the couplings to other SM particles are proportional to their mass. It will be essential to test this relation experimentally. In the SM the Yukawa couplings of the Higgs boson to light quarks  $q$  ( $u$ ,  $d$ , or  $s$ ) are negligibly small due to smallness of their mass. There have been, however, theoretical models that have predicted enhanced light-quark Yukawa couplings [5, 6]. Experimentally, if such an enhanced-coupling scenario is observed, it will must indicate the presence of new physics; the quarks also receive masses from sources other than the Higgs boson in order to maintain a relatively small mass. However, a direct measurement of light-quark Yukawa couplings is impossible at hadron colliders due to the huge QCD backgrounds for hadronic decays of the Higgs boson. Indirect constraints can be obtained based on different kinematic distributions induced by gluon and quark production mechanisms [7–9] or through rare decays of the Higgs boson [10–15].

At lepton colliders, the main measurement difficulty is separation of the  $q\bar{q}$  decay channel from the loop-induced gluon channel, both of which generate similar final states of two untagged jets ( $jj$ ). In this work, we propose a novel idea of using hadronic event shape observables from the Higgs boson decays to separate  $q\bar{q}$  from  $gg$  channels and to measure the light-quark Yukawa couplings at lepton colliders. Another possibility for lepton colliders

involves utilizing discrimination of quark jets and gluon jets [16]. We leave this for future investigations. The idea is motivated by the measurement of the QCD coupling constant at LEP from hadronic event shape distributions.<sup>1</sup> Intuitively, in that case the next-to-leading order QCD corrections,  $\sim \mathcal{O}(\alpha_s)$ , generate the distribution in three-jet region. A change of  $\alpha_s$  can induce changes of the event shape distributions, e.g., the position and height of the peak. Similarly, in the case of the Higgs boson decay, the real radiation is of  $\mathcal{O}(C_X\alpha_s)$ , where  $C_X$  is the QCD color factor, i.e.  $C_A = 3$  for decay to gluons and  $C_F = 4/3$  for decay to quarks. Thus, a measurement of event shape distributions can reveal the average color factor and the ratio of decay branching ratios (BR) of the gluon and the quark channel.

In the remaining paragraphs we demonstrate theoretically how the distributions differ for quark and gluon channels, and we consider a scenario of the CEPC and demonstrate a precision of  $< 1\%$  can be achieved on the measurement of the decay BR to light quarks.

## 2 Event shapes

There have been 6 major observables of hadronic event shapes measured at LEP and used for the extraction of  $\alpha_s(M_Z)$ , including thrust  $T$  (or  $\tau = 1-T$ ), heavy hemisphere mass  $M_H$ ,  $C$  parameter, total hemisphere broadening  $B_T$ , wide hemisphere broadening  $B_W$ , and the Durham 2 to 3-jet transition parameter  $y_{23}^D$  [19, 20]. For example, the thrust is defined as

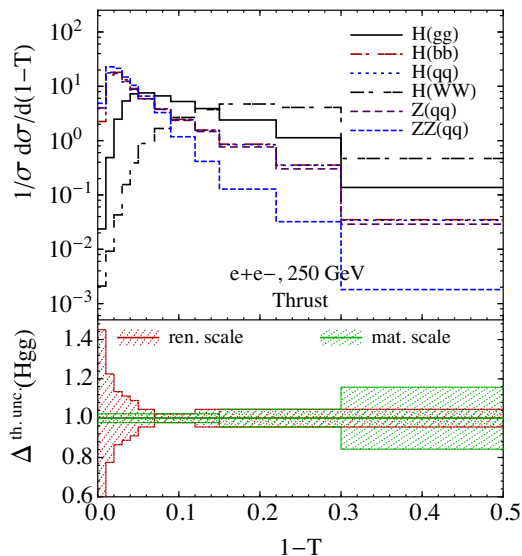
$$T = \max_{\vec{n}} \left( \frac{\sum_i |p_i \cdot \vec{n}|}{\sum_i |p_i|} \right), \tag{2.1}$$

where  $p_i$  is the three-momentum of particle  $i$  and the summation runs over all measured particles. One advantage of the global event-shape observables is that their distributions can be calculated systematically in perturbative QCD [21, 22]. In case of two-body hadronic decay, at the leading order (LO), the thrust distribution is a  $\delta$  function at  $\tau = 0$ . Finite thrust values are generated through high-order QCD radiations. Soft and collinear emissions introduce large logarithmic contributions  $\sim \alpha_s^n \ln \tau^{2n-1}/\tau$  at small- $\tau$ , the deep two-jet region. They must be resummed to all orders in QCD to make reliable predictions, e.g., the state of art Next-to-Next-to-Next-to-leading logarithmic (N<sup>3</sup>LL) resummation [23–25] for  $Z/\gamma^* \rightarrow q\bar{q}$  in the extraction of  $\alpha_s(M_Z)$ . Meanwhile, in the three-jet region the resummed results can be further matched with the fixed-order results, e.g., the Next-to-Next-to-leading order (NNLO) calculation for  $Z/\gamma^* \rightarrow 3 \text{ jets}$  production [26, 27]. Usually, for calculations done at parton level, a correction factor due to hadronization effects needs to be applied when comparing to experimental data, which can be estimated through various event generators [28–31].

To our best knowledge, no predictions at comparable precision exist for hadronic decays of the Higgs boson, although most of the ingredients are already available. Predictions at N<sup>3</sup>LL+NNLO level for the Higgs boson are expected in near future. In this study, we calculate the event shape distributions using the MC event generator Sherpa 2.2 [31] with

---

<sup>1</sup>Event shapes have been employed to study the spin and  $CP$  property of the Higgs boson at the LHC [17, 18].



**Figure 1.** Normalized distributions of thrust in hadronic decays of the Higgs boson, in  $e^+e^- \rightarrow q\bar{q}$  with a CMS energy of 125 GeV and in  $e^+e^- \rightarrow Zq\bar{q}$  with a CMS energy of 250 GeV. In the later two cases the thrust is calculated in the hadronic CMS frame. The lower panel shows the relative theoretical uncertainties of the normalized distribution for  $H \rightarrow gg$ , due to the variations of renormalization and matching scales.

the effective coupling approach of the Higgs boson. We use the CKKW scheme [32], matching parton showers with tree-level matrix elements with up to three jets, which is effectively partial next-to-leading-logarithmic and leading-order accuracy. The hadronization corrections are included automatically in Sherpa simulation through hadronization models and decays of hadrons.

Figure 1 shows the normalized distribution of the variable thrust for several different hadronic decay channels of the Higgs boson, including  $gg$ ,  $q\bar{q}$ ,  $b\bar{b}$ , and  $W(q\bar{q})W^*(q\bar{q})$ . We also plot the distribution in the hadronic center-of-mass (CMS) frame for  $e^+e^- \rightarrow Z^*/\gamma^* \rightarrow q\bar{q}$  with a CMS energy of 125 GeV and  $e^+e^- \rightarrow Zq\bar{q}$  with a CMS energy of 250 GeV and requiring a recoil mass of 125 GeV of the  $Z$  boson as comparisons. The distribution peaks at  $\tau \sim 0.02$  for light-quark decay channel. The peak shifts to  $\tau \sim 0.05$  for the gluon channel, corresponding to a scaling of roughly  $C_A/C_F$ . The distribution is much broader for the gluon case due to the stronger QCD radiation. The distribution for the  $b\bar{b}$  channel is very close to the  $q\bar{q}$  case, except at very small  $\tau$ , where the mass and hadronization effects become important. For the  $WW^*$  channel there exist already four quarks at LO and the distribution is concentrated in the large- $\tau$  region. The distribution for  $q\bar{q}$  from  $Z^*/\gamma^*$  differs from that for the Higgs boson in the three-jet region because of the different spin. The distribution for  $q\bar{q}$  in  $Zq\bar{q}$  production has a slightly higher peak than the case of  $Z^*/\gamma^*$  mostly due to the different hard radiation patterns and different tunings of parton showering.

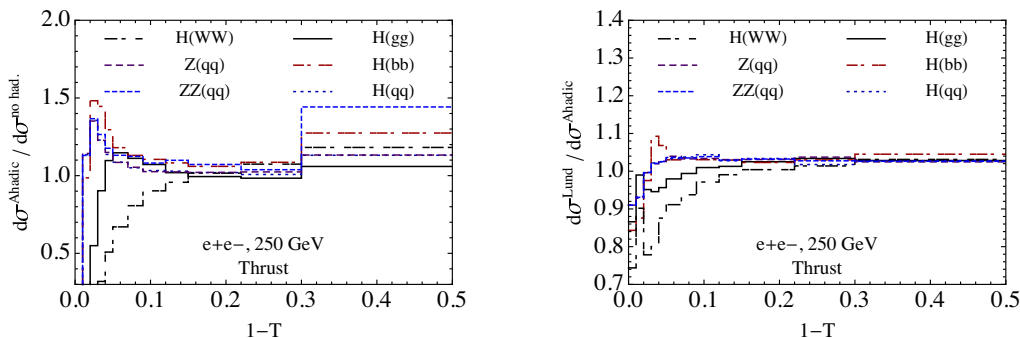
In the lower panel of figure 1, we plot the estimated theoretical uncertainties of the normalized thrust distribution for the decay to gluons. Theoretical uncertainties due to the truncation of the perturbation series are conventionally estimated through QCD scale

had. unc. (%)	$H(gg)$	$H(WW)$	$H(b\bar{b})$	$H(q\bar{q})$	$Z(q\bar{q})$	$ZZ(q\bar{q})$
[0.02, 0.03]	-5	22	-3	-0.3	-0.4	-0.4
[0.05, 0.07]	-2	-9	3	3	4	4

**Table 1.** Estimated hadronization uncertainties of normalized distributions of thrust for two representative bins of  $\tau$ .

variations. These include variations due to the change of the renormalization scale and the matching scale [33]. The latter variation mostly affects the distribution in the large- $\tau$  region. As one includes higher-order resummation and fixed-order matching contributions, the scale variations will decrease. We assume a N<sup>3</sup>LL+NNLO calculation for the Higgs boson decay to gluons will be available and estimate the scale variations based on the calculation for  $Z/\gamma^*$  [23, 34] using a scaling factor of  $C_A/C_F$ . Since the distribution is normalized, the uncertainties are small in the peak region. The uncertainty due to the  $\alpha_s(M_Z)$  input is negligible if the world average [35] is used.

There are also uncertainties due to the hadronization model used. Sherpa uses a cluster fragmentation model implemented in AHADIC++ [36] by default with which the results in figure 1 are simulated. In figure 2 the left plot shows the size of hadronization corrections by taking ratio of the normalized distributions with and without turning on the hadronization module in Sherpa. We can see roughly three patterns of the hadronization corrections in figure 2. All distributions initiated from  $q\bar{q}$  and  $b\bar{b}$  final states receive similar corrections. The distributions are enhanced by more than 30% around the peak region and are greatly reduced when thrust goes to one as a balance. That can be understood since the hadronization effects will distribute energies away from the jet axis. Shape of hadronization corrections for distribution of  $H(gg)$  is much broader and shifted to the right side as comparing to  $q\bar{q}$  cases. Lastly the distribution of  $H(WW)$  is further suppressed at small  $\tau$  region by hadronization corrections. To estimate uncertainties due to the hadronization corrections we recalculate all the distributions with the alternative hadronization model in Sherpa by linking to the Lund string fragmentation in PYTHIA 6.4 [37]. We plot ratios of predictions from the two different hadronization models in the right plot in figure 2. The differences can be large for thrust greater than 0.9, about +10(-5)% for  $H(b\bar{b})(H(gg))$  at thrust  $\sim 0.95$ , and become even larger when entering fully non-perturbative dominant region. We can take above differences as the size of hadronization uncertainties which are summarized in table 1 for two representative bins of  $\tau$ . All the  $q\bar{q}$  cases have small uncertainties in the peak region. Relative signs in table 1 indicate the uncertainties in different bins are either fully correlated or anti-correlated. Though hadronization uncertainties of all channels discussed are derived from the same models, we decorrelate the uncertainties of different channels to be conservative, which are described by individual nuisance parameters. Below, we will discuss the possibility of measuring the distributions discussed above at a lepton collider and the sensitivity of these measurements to the light-quark Yukawa couplings.



**Figure 2.** Ratios of normalized distributions of thrust, left: predictions with AHADIC++ hadronization model to without hadronization corrections; right: predictions with Lund hadronization model to with AHADIC++ hadronization model.

### 3 CEPC

A circular electron-positron collider has been proposed recently with a center-of-mass energy of 250 GeV and a total integrated luminosity of  $5 \text{ ab}^{-1}$  [4]. It can serve as a Higgs factory with the dominant production channel being the associated production with a  $Z$  boson, with a total cross section of about  $212 \text{ fb}$  [38]. One great advantage of the  $e^+e^-$  collider is that the Higgs boson events can be selected by measuring the recoil mass  $m_{\text{recoil}}$ , e.g., for  $ZH$  production with the  $Z$  boson decay into a pair of visible fermions  $f\bar{f}$ ,

$$m_{\text{recoil}}^2 = s - 2E_{f\bar{f}}\sqrt{s} + m_{f\bar{f}}^2, \quad (3.1)$$

where  $E_{f\bar{f}}$  and  $m_{f\bar{f}}$  are the total energy and invariant mass of the fermion pair. The recoil mass spectrum should present a sharp peak at the Higgs boson mass. The Higgs boson events can be selected with a high signal to background ratio independent of the decay modes of the Higgs boson. Using the kinematic information of the recoil system, we can boost all decay products back to the rest frame of the Higgs boson and measure the event shape distributions in that frame.

Table 2 summarizes the decay BRs of the hadronic decays of the SM Higgs boson and the expected numbers of events at the CEPC through  $ZH$  production, with the  $Z$  boson decaying into electron or muon pairs. As one can see, the  $q\bar{q}$  (light quarks) channel is negligible in the case of the SM Higgs boson. All the hadronic channels in table 2 contribute to the distribution of the event shapes. We must carefully select the one that we are interested in, which is the  $jj$  ( $gg+q\bar{q}$ ) channel. To suppress the heavy-quark contributions, one can use flavor tagging of the heavy quarks,  $b$  and  $c$ , a technique which is well established at hadron and lepton colliders [40]. It has been shown that, assuming an efficiency of 97.2% for identification of gluon or light quarks  $j$ , the misclassification rate of a  $b$  or  $c$  quark to  $j$  at CEPC could reach 8.9% and 40.7% respectively [4, 41]. Since there are two quarks/gluons from the decay, by requiring both of them untagged one can remove 99(84)% of the  $b\bar{b}(c\bar{c})$  background while only changing the signal  $jj$  by 6%. There are also backgrounds from other SM processes, especially from the SM  $Zq\bar{q}$  production, which have a flat distribution in the recoil mass. After applying further selection cuts, e.g., on recoil mass, dilepton

$Z(l^+l^-)H(X)$	$gg$	$b\bar{b}$	$c\bar{c}$	$WW^*(4h)$	$ZZ^*(4h)$	$q\bar{q}$
$BR$ [%]	8.6	57.7	2.9	9.5	1.3	$\sim 0.02$
$N_{event}$	6140	41170	2070	6780	930	14

**Table 2.** The decay branching ratios of the SM Higgs boson with a mass of 125 GeV to different hadronic channels [39] and the corresponding expected numbers of events in  $ZH$  production, with subsequent decays at a  $e^+e^-$  collider with  $\sqrt{s} = 250$  GeV and an integrated luminosity of  $5 \text{ ab}^{-1}$ . Only decays of the associated  $Z$  boson to electrons and muons are included.  $h$  represents any of the quarks except the top quark and  $q$  are light quarks.

invariant mass, and the polar angle of the Higgs boson, we estimate a total signal ( $jj$ ) efficiency of 50% [4, 38]. We assume a total  $q\bar{q}$ -like background of 30% of the signal rate from Higgs boson decays to  $b\bar{b}$ ,  $c\bar{c}$  and the SM  $Zq\bar{q}$  production of which about 10% is from  $b\bar{b}$  and  $c\bar{c}$  as can be calculated from the misidentification rates and various decay BRs. The normalization of  $Zq\bar{q}$  background is estimated according to figure 7 in ref. [38]. A second category of backgrounds are from decays to  $WW^*$ ,  $ZZ^*$  and further to four quarks. Since they are away from the peak region of our signal, as shown in figure 1, they do not have a large impact to the measurement of the light-quark couplings. We estimate a total rate of 60% of the signal for these four-quark backgrounds after all selection cuts. They can be further suppressed if additional cuts on dijet invariant masses are used. Noted we do not impose any selection cuts directly in our calculations of the signal and backgrounds but rather estimate their effects on signal and background normalizations.

Including both the signal and backgrounds, the event shape distributions at hadron level can be expressed as

$$\begin{aligned} \frac{dN}{dO} = & N_S(r f_{H(q\bar{q})}(O) + (1-r) f_{H(gg)}(O)) + N_{B,1} f_{H(b\bar{b})}(O) \\ & + N_{B,2} f_{ZZ(q\bar{q})}(O) + N_{B,3} f_{H(WW)}(O), \end{aligned} \quad (3.2)$$

where  $N_S$ ,  $N_{B,1}$ ,  $N_{B,2}$ , and  $N_{B,3}$  are the expected number of events for the signal, the  $q\bar{q}$ -like backgrounds from heavy quarks in Higgs decay and from  $Zq\bar{q}$  production, and the four-quark background, respectively. The interference effects between the Higgs gluonic and fermionic couplings from higher-orders in QCD are suppressed by an additional factor of quark mass over Higgs boson mass due to chirality violation and are negligible here. We normalize the signal rate to the SM result,  $N_S = \lambda N_{S,SM}$  with  $\lambda = \sigma(HZ)BR(jj)/\sigma(HZ)BR(jj)_{SM}$ . From previous discussions, we have  $N_{S,SM} = 3070$  and  $N_{B,1(2,3)} = 0.1(0.2, 0.6)N_{S,SM}$ . In addition,  $r = BR(q\bar{q})/BR(jj)$  is the fraction of the Higgs boson BR to light quarks which we would like to measure. Both  $r$  and  $\lambda$  allow possible deviations from the SM which has  $r = 0$  and  $\lambda = 1$ . Noted we assume the Higgs boson couplings to be SM-like when calculating various backgrounds, except for the couplings to gluon and light quarks. Thus the modification of the gluon coupling can only be due to top quark or new colored particles in the loop. In eq. (3.2)  $f_{H(q\bar{q})/(b\bar{b})/(gg)/(WW)}$  are the normalized distributions of the Higgs boson decay to light quarks, bottom quarks, gluons, or four quarks through  $W$  boson pair as shown in figure 1.  $f_{ZZ(q\bar{q})}$  is the normalized distribution

	no sys.	+pert.	+nor.	+had.
limit on $r$	0.036	0.040	0.045	0.056
limit on $r$ (lumi. $\times 10^3$ )	0.0012	0.0014	0.018	0.019

**Table 3.** Impact of various systematic uncertainties on the expected 95% CL<sub>s</sub> exclusion limit of  $r$  with  $\lambda = 1$  and a luminosity of  $5 \text{ ab}^{-1}$  or  $5000 \text{ ab}^{-1}$ . Numbers correspond to the exclusion limit without any systematic errors, and adding various systematic errors in succession.

for  $Zq\bar{q}$  production. We simply assume a shape of  $f_{H(b\bar{b})}$  for the heavy-quark components of the backgrounds. Impact of using the actual mixture of bottom- and charm-quark distributions are small.

We take into account 11 independent systematic uncertainties for the thrust distribution. Two of them are the perturbative uncertainties of the normalized distribution  $f_{H(gg)}$ , as shown in figure 1. Each of them is (anti-)correlated among all bins. We include five systematic errors for various normalized shapes in eq. (3.2) due to the hadronization uncertainties as discussed earlier. The other four are for the normalization of the signal  $N_S$  and of the backgrounds  $N_{B,1}$ ,  $N_{B,2}$ , and  $N_{B,3}$  in eq. (3.2). We do not assume any correlations among them. Normalization uncertainties on each of the backgrounds are set to 4%. Normalization of the signal can be measured separately using hadronic decays of the  $Z$  boson in  $ZH$  production with the Higgs boson decay to  $jj$ , and the uncertainty is estimated to be 3% [4]. We have not included any perturbative uncertainties for the normalized shapes of  $q\bar{q}$  signal and various backgrounds. We estimate their effects to be comparable or smaller than those of hadronization uncertainties with future high precision calculations.

We study the expected exclusion limit on  $r$ , as a function of  $\lambda$ , assuming the decay to  $q\bar{q}$  vanishes. We generate a large ensemble of pseudo-data according to eq. (3.2) with the hypothesis of  $r = 0$ . Systematic uncertainties are treated using nuisance parameters. Statistical fluctuations are included according to Gaussian distributions based on the expected event rates in each bin. For each of the pseudo-data we determine the exclusion limit on  $r$  by using the profiled log-likelihood ratio  $q_\mu$  as our test-statistic [42] together with the CL<sub>s</sub> method [43]. Figure 3 shows the expected 95% CL<sub>s</sub> exclusion limit on  $r$  (in the dashed line) from the thrust distribution. The colored bands indicate the  $1\sigma$  and  $2\sigma$  fluctuations of the expected exclusion limit. In case the true theory is the SM, the expected exclusion limit on  $r$  can reach 0.056, which is the intersection of the curve and the vertical line. That corresponds to a decay BR of 0.48% to  $q\bar{q}$ . In term of the Yukawa coupling strength, that implies  $y_q < 0.091y_b$  for any of  $q = u, d, s$ , with  $y_b$  being Yukawa coupling of the bottom quark in the SM.

The sensitivity on  $r$  can be understood as below. There are two major discrimination powers when testing finite  $r$  against the SM case. One is from the  $q\bar{q}$ -peak region and the other is from the  $gg$ -peak region. If neglecting statistical errors, in the  $q\bar{q}$ -peak region, a finite  $r$  (an enhancement) can only be mimic by a systematic shift of  $N_{B,1(2)}$ . Thus the 95% CL<sub>s</sub> limit approximately corresponds to  $r \approx 0.3 * 0.04 * 1.64 \approx 0.02$ . On the other hand, in the  $gg$ -peak region, a finite  $r$  (a deficit) can only be compensated by a systematic



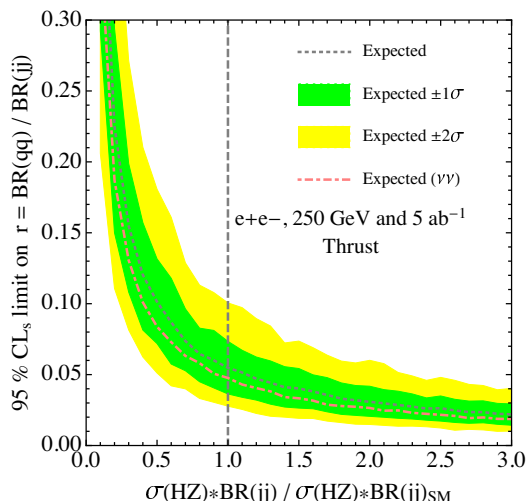
shift of  $N_S$ . The limit is about  $r = 0.03 * 1.64 \approx 0.05$ . When combining both the limit is better than 0.02. After considering the statistical fluctuations and other systematic errors the limit increases to 0.056 as shown in figure 3. We further illustrate impact of various systematic uncertainties on the exclusion limit of  $r$  in table 3. We show numbers correspond to the exclusion limit without any systematic errors, and adding various systematic errors in succession. We can see the uncertainty is dominated by the statistical error. The hadronization uncertainties show a moderate impact. For comparison we also list the results with a data sample of 1000 times larger.

We can also include invisible decays of the associated  $Z$  boson in the analysis. They have a total rate 3 times larger than to electrons and muons and suffer from a relatively larger  $Zq\bar{q}$  background due to a degradation of the signal-background separation power from the recoil mass. Thus, we simply assume that once the  $\nu\nu$  channels are included, both the signal and backgrounds will double. The expected limit is again plotted in figure 3, which can reach 0.047 with the SM assumption.

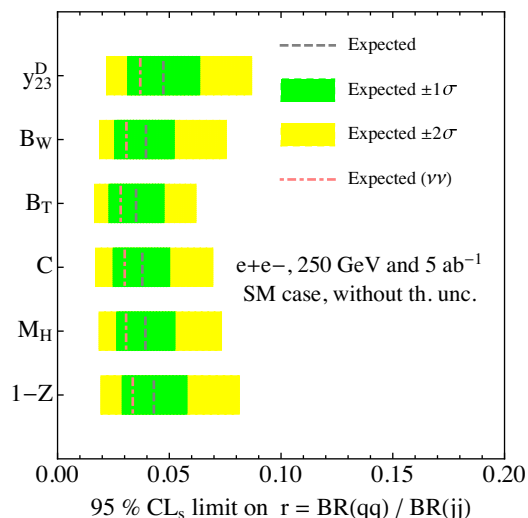
In principle, several of the backgrounds, e.g.  $f_{H(b\bar{b})}$  and  $f_{ZZ(q\bar{q})}$  can be measured directly in a controlled region from independent data sample. We briefly comment on the possibilities in below.

- Heavy-quark components: in this case one can require the quark/gluon being flavor tagged rather than untagged. With a typical  $b$ -tagging efficiency of 60%, the misidentification rate for light flavors are negligible [40] not mentioning further suppression from the Higgs boson decay branching ratio. Thus we can arrive at a pure sample of  $b\bar{b}$  of around  $2 \times 10^4$  events for CEPC. That corresponds to an uncertainty of 1.5% from statistical fluctuations for the bin  $[0.02, 0.03]$  of  $\tau$ , comparable to the number in table 1. One question needs to be addressed is how various flavor-tagging algorithm may change distributions of the event shape observables.
- $Zq\bar{q}$  component: we can require the recoil mass of the lepton pair to be slightly off the Higgs boson mass to remove all events from Higgs boson decay. For instance we can select two recoil mass windows of  $[110, 120]$  GeV and  $[130, 140]$  GeV and take the average of the two distributions measured as  $f_{ZZ(q\bar{q})}$ . That contains about  $4 \times 10^3$  events in each window and gives an uncertainty of 2.1% for the bin  $[0.02, 0.03]$  of  $\tau$ , which is much larger than the number in table 1.

Similar exclusion limits can be set based on other event shape observables which are summarized in figure 4 for  $\lambda = 1$ . Definitions of the event shape observables shown in figure 4 can be found in refs. [19, 20]. Here, only the statistical error and the systematic uncertainty on the signal and background normalizations are included in the analysis. Thus the limits shown here are optimistic concerning various theoretical uncertainties. As already seen in table 3 various theoretical uncertainties contribute equally as the statistical uncertainty for the thrust distribution. The binnings used in the analysis for all other distributions are chosen to be the same as in ref. [44]. All distributions show a similar sensitivity to the light-quark Yukawa couplings.



**Figure 3.** Expected 95% CL<sub>s</sub> exclusion limit on  $r$  and the  $1\sigma$  and  $2\sigma$  fluctuations as a function of the total cross section of the Higgs boson decay to  $jj$  normalized to the SM value. The dot-dashed line is the expected exclusion limit when invisible decays of the  $Z$  boson are also included in the analysis.



**Figure 4.** Expected 95% CL<sub>s</sub> exclusion limit on  $r$  and the  $1\sigma$  and  $2\sigma$  fluctuations based on measurements of different event shape observables and assuming a theory of the SM. Theoretical uncertainties on the event shape distributions are not included.

## 4 Discussion and summary

It is interesting to compare our sensitivity to the light-quark Yukawa couplings with the projection of the LHC and HL-LHC. Ref. [9] claims an expected 95% CL limit of the Yukawa couplings  $y_{u,d} < 0.4y_b$ , for LHC 13 TeV run with a total luminosity of 300  $\text{fb}^{-1}$ , based on analyzing the  $p_T$  distribution of the Higgs boson. Ref. [8] reports a sensitivity of  $y_s \sim 0.52y_b$  for the strange quark at the HL-LHC. Comparing with results above, our method provides a much stronger sensitivity of  $y_{u,d,s} < 0.091y_b$  (95% CL<sub>s</sub>). The major limitation on probing the light-quark Yukawa couplings at the LHC/HL-LHC is that the

$gg$  parton luminosity is much larger than the  $q\bar{q}$  ones for a Higgs boson mass of 125 GeV. Thus, a small downward shift of the  $gg$  induced cross sections comparing to experimental data, either due to the experimental or theoretical uncertainties, can allow for a much larger light-quark Yukawa coupling.

We also comment on the comparison of our proposal with the possibility of using gluon/quark jet discriminators. On the theory side, the event shape distributions can be calculated systematically in perturbative QCD, and the theoretical uncertainties are under control. Experimentally, the hadronic even-shape observables have been studied extensively at LEP. The experimental systematics are well understood. By comparing with the experimental results on the  $\alpha_s(M_Z)$  measurement [44, 45], we found the sensitivity obtained in this study is realistic. Even after all the experimental systematics are included, the expected exclusion limit should not change greatly.

In summary, we have proposed a novel idea for measuring the light-quark Yukawa couplings using hadronic event shape distributions in addition to the conventional measurement of Higgs couplings at lepton colliders. We show that for a  $e^+e^-$  collider with a center-of-mass energy of 250 GeV and an integrated luminosity of  $5 \text{ ab}^{-1}$  one can expect to exclude a decay BR of 0.48% for the Higgs boson decay to  $q\bar{q}$ , at 95% CL<sub>s</sub>, with  $q$  be any of the  $u, d, s$  quarks, assuming a hypothesis of SM-like theory and only modifications to the Higgs boson couplings to gluon and light quarks. That corresponds to an exclusion limit on a light-quark Yukawa coupling of about 9% of the strength of the bottom quark coupling in the SM.

## Acknowledgments

JG would like to thank Manqi Ruan, Hua Xing Zhu, C. Wagner and E. Berger for useful conversations, and J. Huston for proofreading of the paper. The work of JG is sponsored by Shanghai Pujiang Program.

**Open Access.** This article is distributed under the terms of the Creative Commons Attribution License ([CC-BY 4.0](https://creativecommons.org/licenses/by/4.0/)), which permits any use, distribution and reproduction in any medium, provided the original author(s) and source are credited.

## References

- [1] CMS collaboration, *Observation of a new boson at a mass of 125 GeV with the CMS experiment at the LHC*, *Phys. Lett. B* **716** (2012) 30 [[arXiv:1207.7235](https://arxiv.org/abs/1207.7235)] [[INSPIRE](#)].
- [2] ATLAS collaboration, *Observation of a new particle in the search for the Standard Model Higgs boson with the ATLAS detector at the LHC*, *Phys. Lett. B* **716** (2012) 1 [[arXiv:1207.7214](https://arxiv.org/abs/1207.7214)] [[INSPIRE](#)].
- [3] S. Dawson et al., *Working group report: Higgs boson*, [arXiv:1310.8361](https://arxiv.org/abs/1310.8361) [[INSPIRE](#)].
- [4] CEPC-SPPC study group, *CEPC-SPPC preliminary conceptual design report 1. Physics and detector*, IHEP-CEPC-DR-2015-01, China, (2015) [IHEP-TH-2015-01] [IHEP-EP-2015-01] [[INSPIRE](#)].
- [5] G.F. Giudice and O. Lebedev, *Higgs-dependent Yukawa couplings*, *Phys. Lett. B* **665** (2008) 79 [[arXiv:0804.1753](https://arxiv.org/abs/0804.1753)] [[INSPIRE](#)].

- [6] F. Bishara, J. Brod, P. Uttayarat and J. Zupan, *Nonstandard Yukawa couplings and Higgs portal dark matter*, *JHEP* **01** (2016) 010 [[arXiv:1504.04022](#)] [[INSPIRE](#)].
- [7] J. Gao, *Differentiating the production mechanisms of the Higgs-like resonance using inclusive observables at hadron colliders*, *JHEP* **02** (2014) 094 [[arXiv:1308.5453](#)] [[INSPIRE](#)].
- [8] F. Bishara, U. Haisch, P.F. Monni and E. Re, *Constraining light-quark Yukawa couplings from Higgs distributions*, *Phys. Rev. Lett.* **118** (2017) 121801 [[arXiv:1606.09253](#)] [[INSPIRE](#)].
- [9] Y. Soreq, H.X. Zhu and J. Zupan, *Light quark Yukawa couplings from Higgs kinematics*, *JHEP* **12** (2016) 045 [[arXiv:1606.09621](#)] [[INSPIRE](#)].
- [10] G.T. Bodwin, F. Petriello, S. Stoynev and M. Velasco, *Higgs boson decays to quarkonia and the  $H\bar{c}c$  coupling*, *Phys. Rev. D* **88** (2013) 053003 [[arXiv:1306.5770](#)] [[INSPIRE](#)].
- [11] A.L. Kagan, G. Perez, F. Petriello, Y. Soreq, S. Stoynev and J. Zupan, *Exclusive window onto Higgs Yukawa couplings*, *Phys. Rev. Lett.* **114** (2015) 101802 [[arXiv:1406.1722](#)] [[INSPIRE](#)].
- [12] Y. Zhou, *Constraining the Higgs boson coupling to light quarks in the  $H \rightarrow ZZ$  final states*, *Phys. Rev. D* **93** (2016) 013019 [[arXiv:1505.06369](#)] [[INSPIRE](#)].
- [13] M. König and M. Neubert, *Exclusive radiative Higgs decays as probes of light-quark Yukawa couplings*, *JHEP* **08** (2015) 012 [[arXiv:1505.03870](#)] [[INSPIRE](#)].
- [14] G. Perez, Y. Soreq, E. Stamou and K. Tobioka, *Prospects for measuring the Higgs boson coupling to light quarks*, *Phys. Rev. D* **93** (2016) 013001 [[arXiv:1505.06689](#)] [[INSPIRE](#)].
- [15] A.S. Chisholm, S. Kuttimalai, K. Nikolopoulos and M. Spannowsky, *Measuring rare and exclusive Higgs boson decays into light resonances*, *Eur. Phys. J. C* **76** (2016) 501 [[arXiv:1606.09177](#)] [[INSPIRE](#)].
- [16] J.R. Andersen et al., *Les Houches 2015: physics at TeV colliders Standard Model working group report*, [arXiv:1605.04692](#) [[INSPIRE](#)].
- [17] C. Englert, M. Spannowsky and M. Takeuchi, *Measuring Higgs CP and couplings with hadronic event shapes*, *JHEP* **06** (2012) 108 [[arXiv:1203.5788](#)] [[INSPIRE](#)].
- [18] C. Englert, D. Goncalves, G. Nail and M. Spannowsky, *The shape of spins*, *Phys. Rev. D* **88** (2013) 013016 [[arXiv:1304.0033](#)] [[INSPIRE](#)].
- [19] OPAL collaboration, G. Abbiendi et al., *Measurement of event shape distributions and moments in  $e^+e^- \rightarrow$  hadrons at 91 GeV–209 GeV and a determination of  $\alpha_s$* , *Eur. Phys. J. C* **40** (2005) 287 [[hep-ex/0503051](#)] [[INSPIRE](#)].
- [20] ALEPH collaboration, A. Heister et al., *Studies of QCD at  $e^+e^-$  centre-of-mass energies between 91 GeV and 209 GeV*, *Eur. Phys. J. C* **35** (2004) 457 [[INSPIRE](#)].
- [21] A. Banfi, H. McAslan, P.F. Monni and G. Zanderighi, *A general method for the resummation of event-shape distributions in  $e^+e^-$  annihilation*, *JHEP* **05** (2015) 102 [[arXiv:1412.2126](#)] [[INSPIRE](#)].
- [22] A. Banfi, H. McAslan, P.F. Monni and G. Zanderighi, *The two-jet rate in  $e^+e^-$  at next-to-next-to-leading-logarithmic order*, *Phys. Rev. Lett.* **117** (2016) 172001 [[arXiv:1607.03111](#)] [[INSPIRE](#)].
- [23] T. Becher and M.D. Schwartz, *A precise determination of  $\alpha_s$  from LEP thrust data using effective field theory*, *JHEP* **07** (2008) 034 [[arXiv:0803.0342](#)] [[INSPIRE](#)].

- [24] R. Abbate, M. Fickinger, A.H. Hoang, V. Mateu and I.W. Stewart, *Thrust at  $N^3LL$  with power corrections and a precision global fit for  $\alpha_s(m_Z)$* , *Phys. Rev. D* **83** (2011) 074021 [[arXiv:1006.3080](#)] [[INSPIRE](#)].
- [25] A.H. Hoang, D.W. Kolodrubetz, V. Mateu and I.W. Stewart, *C-parameter distribution at  $N^3LL'$  including power corrections*, *Phys. Rev. D* **91** (2015) 094017 [[arXiv:1411.6633](#)] [[INSPIRE](#)].
- [26] A. Gehrmann-De Ridder, T. Gehrmann, E.W.N. Glover and G. Heinrich, *Second-order QCD corrections to the thrust distribution*, *Phys. Rev. Lett.* **99** (2007) 132002 [[arXiv:0707.1285](#)] [[INSPIRE](#)].
- [27] V. Del Duca et al., *Jet production in the CoLoRFulNNLO method: event shapes in electron-positron collisions*, *Phys. Rev. D* **94** (2016) 074019 [[arXiv:1606.03453](#)] [[INSPIRE](#)].
- [28] L. Lönnblad, *ARIADNE version 4: a program for simulation of QCD cascades implementing the color dipole model*, *Comput. Phys. Commun.* **71** (1992) 15 [[INSPIRE](#)].
- [29] T. Sjöstrand, S. Mrenna and P.Z. Skands, *A brief introduction to PYTHIA 8.1*, *Comput. Phys. Commun.* **178** (2008) 852 [[arXiv:0710.3820](#)] [[INSPIRE](#)].
- [30] M. Bahr et al., *HERWIG++ physics and manual*, *Eur. Phys. J. C* **58** (2008) 639 [[arXiv:0803.0883](#)] [[INSPIRE](#)].
- [31] T. Gleisberg et al., *Event generation with SHERPA 1.1*, *JHEP* **02** (2009) 007 [[arXiv:0811.4622](#)] [[INSPIRE](#)].
- [32] S. Catani, F. Krauss, R. Kuhn and B.R. Webber, *QCD matrix elements + parton showers*, *JHEP* **11** (2001) 063 [[hep-ph/0109231](#)] [[INSPIRE](#)].
- [33] R.W.L. Jones, M. Ford, G.P. Salam, H. Stenzel and D. Wicke, *Theoretical uncertainties on  $\alpha_s$  from event shape variables in  $e^+e^-$  annihilations*, *JHEP* **12** (2003) 007 [[hep-ph/0312016](#)] [[INSPIRE](#)].
- [34] G. Dissertori et al., *Determination of the strong coupling constant using matched NNLO+NLLA predictions for hadronic event shapes in  $e^+e^-$  annihilations*, *JHEP* **08** (2009) 036 [[arXiv:0906.3436](#)] [[INSPIRE](#)].
- [35] PARTICLE DATA GROUP collaboration, J. Beringer et al., *Review of particle physics (RPP)*, *Phys. Rev. D* **86** (2012) 010001 [[INSPIRE](#)].
- [36] J.-C. Winter, F. Krauss and G. Soff, *A modified cluster hadronization model*, *Eur. Phys. J. C* **36** (2004) 381 [[hep-ph/0311085](#)] [[INSPIRE](#)].
- [37] T. Sjöstrand, S. Mrenna and P.Z. Skands, *PYTHIA 6.4 physics and manual*, *JHEP* **05** (2006) 026 [[hep-ph/0603175](#)] [[INSPIRE](#)].
- [38] Z. Chen et al., *Cross section and Higgs mass measurement with Higgsstrahlung at the CEPC*, *Chin. Phys. C* **41** (2017) 023003 [[arXiv:1601.05352](#)] [[INSPIRE](#)].
- [39] LHC HIGGS CROSS SECTION WORKING GROUP collaboration, J.R. Andersen et al., *Handbook of LHC Higgs cross sections: 3. Higgs properties*, [arXiv:1307.1347](#) [[INSPIRE](#)].
- [40] ATLAS collaboration, *Performance of b-jet identification in the ATLAS experiment*, *2016 JINST* **11** P04008 [[arXiv:1512.01094](#)] [[INSPIRE](#)].
- [41] R. Manqi, *Simulation, reconstruction and Higgs analysis at CEPC*, talk given at Saclay discussion, (2015).

- [42] G. Cowan, K. Cranmer, E. Gross and O. Vitells, *Asymptotic formulae for likelihood-based tests of new physics*, *Eur. Phys. J. C* **71** (2011) 1554 [*Erratum ibid.* **C 73** (2013) 2501] [[arXiv:1007.1727](#)] [[INSPIRE](#)].
- [43] A.L. Read, *Modified frequentist analysis of search results (the  $CL_s$  method)*, in *Confidence limits*, CERN-OPEN-2000-205, Geneva Switzerland, (2000), pg. 81.
- [44] M. Srednicki, *Comment on “ambiguities in the up-quark mass”*, *Phys. Rev. Lett.* **95** (2005) 059101 [[hep-ph/0503051](#)] [[INSPIRE](#)].
- [45] OPAL collaboration, G. Abbiendi et al., *Determination of  $\alpha_s$  using OPAL hadronic event shapes at  $\sqrt{s} = 91\text{--}209\text{ GeV}$  and resummed NNLO calculations*, *Eur. Phys. J. C* **71** (2011) 1733 [[arXiv:1101.1470](#)] [[INSPIRE](#)].