

# Twisted Polynomials and Forgery Attacks on GCM

Mohamed Ahmed Abdelraheem<sup>(✉)</sup>, Peter Beelen, Andrey Bogdanov,  
and Elmar Tischhauser

Department of Mathematics and Computer Science,  
Technical University of Denmark, Kongens Lyngby, Denmark  
{mohab,pabe,anbog,ewti}@dtu.dk

**Abstract.** Polynomial hashing as an instantiation of universal hashing is a widely employed method for the construction of MACs and authenticated encryption (AE) schemes, the ubiquitous GCM being a prominent example. It is also used in recent AE proposals within the CAESAR competition which aim at providing nonce misuse resistance, such as POET. The algebraic structure of polynomial hashing has given rise to security concerns: At CRYPTO 2008, Handschuh and Preneel describe key recovery attacks, and at FSE 2013, Procter and Cid provide a comprehensive framework for forgery attacks. Both approaches rely heavily on the ability to construct *forgery polynomials* having disjoint sets of roots, with many roots (“weak keys”) each. Constructing such polynomials beyond naïve approaches is crucial for these attacks, but still an open problem.

In this paper, we comprehensively address this issue. We propose to use *twisted polynomials* from Ore rings as forgery polynomials. We show how to construct sparse forgery polynomials with full control over the sets of roots. We also achieve complete and explicit disjoint coverage of the key space by these polynomials. We furthermore leverage this new construction in an improved key recovery algorithm.

As cryptanalytic applications of our twisted polynomials, we develop the first universal forgery attacks on GCM in the weak-key model that do not require nonce reuse. Moreover, we present universal weak-key forgeries for the nonce-misuse resistant AE scheme POET, which is a CAESAR candidate.

**Keywords:** Authenticated encryption · Polynomial hashing · Twisted polynomial ring (Ore ring) · Weak keys · GCM · POET

## 1 Introduction

Authenticated encryption (AE) schemes are symmetric cryptographic primitives combining the security goals of confidentiality and integrity. Providing both ciphertext and an authentication tag on input of a plaintext message, they allow

---

Due to page limitations, several details are omitted in this proceedings version. A full version is available at [2].

two parties sharing a secret key to exchange messages in privacy and with the assurance that they have not been tampered with.

Approaches to construct AE schemes range from generic composition of a symmetric block or stream cipher for confidentiality and a message authentication code (MAC) for integrity to dedicated designs. An important method for constructing both stand-alone MACs and the authentication tag generation part of dedicated AE algorithms is based on universal hash functions, typically following the Carter-Wegman paradigm [21]. This construction enjoys information-theoretic security and is usually instantiated by *polynomial hashing*, that is, the evaluation of a polynomial in  $H$  (the authentication key) over a finite field with the message blocks as coefficients.

One of the most widely adopted AE schemes is the Galois Counter Mode (GCM) [6], which has been integrated into important protocols such as TLS, SSH and IPsec; and furthermore has been standardized by among others NIST and ISO/IEC. It combines a 128-bit block cipher in CTR mode of operation for encryption with a polynomial hash in  $\mathbb{F}_2^{128}$  over the ciphertexts to generate an authentication tag. The security of GCM relies crucially on the uniqueness of its nonce parameter [7, 10, 11].

As a field, authenticated encryption has recently become a major focus of the cryptographic community due to the ongoing CAESAR competition for a portfolio of recommended AE algorithms [1]. A large number of diverse designs has been submitted to this competition, and a number of the submissions feature polynomial hashing as part of their authentication functionality. Among these, the new AE schemes POET [3], Julius [5] and COBRA [4] feature stronger security claims about preserving confidentiality and/or integrity under nonce reuse (so-called *nonce misuse resistance* [12]).

**Background.** The usual method to build a MAC or the authentication component of an AE scheme from universal hash functions is to use *polynomial hashing*, in other words, to evaluate a polynomial in the authentication key with the message or ciphertext blocks as coefficients:

**Definition 1 (Polynomial-based Authentication Scheme).** *A polynomial hash-based authentication scheme processes an input consisting of a key  $H$  and plaintext/ciphertext  $M = (M_1 || M_2 || \dots || M_l)$ , where each  $M_i \in \mathbb{F}_2^n$ , by evaluating the polynomial*

$$h_H(M) := \sum_{i=1}^l M_i H^i \in \mathbb{F}_2^n.$$

To produce an authentication tag, the value  $h_H(M)$  is often processed further, for example by encryption, or additive combination with another pseudorandom function. For a survey of existing constructions, we refer the reader to [10]. Out of these schemes, GCM [6, 13] is by far the most important and widespread algorithm. We therefore recapitulate existing security results about polynomial hashing at the example of GCM.

*The Galois Counter Mode.* GCM is defined as follows. It takes as input the plaintext  $M = M_1 || M_2 || \dots || M_l$ , a key  $k$  and a nonce  $N$ . It outputs corresponding ciphertext  $C = C_1 || C_2 || \dots || C_l$  and an authentication tag  $T$ . The ciphertext blocks are generated using a block cipher  $E_k$  (usually AES) in counter mode:  $C_i = E_k(J_{i-1}) \oplus M_i$ , with  $J_0$  an initial counter value derived from  $N$ , and the  $J_1, J_2, \dots$  successive increments of  $J_0$ . The ciphertexts are then processed with polynomial hashing to generate the tag

$$T = E_k(J_0) \oplus h_H(C)$$

with  $H = E_k(0)$  as the authentication (hash) key. GCM is typically instantiated with a 128-bit block cipher, uses 128-bit keys and 96-bit nonces and produces 128-bit tags.

*Joux’ “forbidden” attack.* Soon after the proposal of GCM, Joux [11] pointed out that the security of GCM breaks down completely if nonces are re-used with the same key. Since GCM is built upon the assumption of nonce uniqueness, his attack is referred to as the “forbidden” attack against GCM. It recovers the hashing key  $H$  using pairs of different messages  $M$  and  $M'$  that are authenticated using the same nonce  $N$ . This leads to the following equation in one unknown  $H$ :

$$T \oplus T' = h_H(C) \oplus E_K(N) \oplus h_H(C') \oplus E_K(N) = h_H(C \oplus C'),$$

where  $C/C'$  and  $T/T'$  are the ciphertext/tag of  $M/M'$ . This is equivalent to saying that the polynomial  $T \oplus T' \oplus h_H(C \oplus C')$  has a root at  $H$ . By using multiple message pairs and computing the GCD of the arising polynomials,  $H$  can be uniquely identified. This attack does not apply to the nonce-respecting adversarial model.

*Ferguson’s Short Tag attacks.* While Joux’ attack establishes GCM’s sensitivity to nonce reuse, Ferguson [7] demonstrated that truncation of its output to shorter tags of  $s < 128$  bits not only (generically) limits its authentication security level to  $s/2$  bits, but also allows a key recovery attack with little more than  $2^{s/2}$  queries, which especially does not require a collision on the full 128-bit polynomial hash. Ferguson’s attacks make use of so-called *error polynomials*

$$\sum_{i=1}^l (C_i - C'_i) H^i,$$

with the  $C_i$  the original and the  $C'_i$  the modified ciphertext blocks. Since GCM operates in a field or characteristic two, squaring is a linear operation, and this allows Ferguson to consider *linearized error polynomials*, i.e. where only the coefficients of  $H^{2^i}$  are nonzero. The effect of these modifications on the first bits of the (truncated) authentication tag is then a linear function of  $H$  and the coefficients. Using linear algebra, the coefficients of the error polynomial are then computed such that the first  $s/2$  bits of the shortened tag will not change. The attack then exploits a generic birthday-type collision on the remaining  $s/2$  tag

bits to obtain a complete collision on the short tag. A small number of further forgeries then yield enough linear relations about bits of  $H$  to allow its complete recovery. Note that this attack does not require nonce reuse.

*Handschuh and Preneel's Key Recovery Attacks.* Handschuh and Preneel [10] propose various methods for recovering the hash key of polynomial hashing-based MACs, among them GCM. The main idea is to obtain a valid ciphertext-tag pair  $C, T$  and then to attempt verification with a different message  $C'$  but the same tag; here  $C'$  is chosen such that  $C - C'$  has many distinct roots. If verification is not successful, another  $C''$  is used which is chosen such that  $C - C''$  has no roots in common with  $C - C'$ , and so on. Once a verification succeeds, this indicates that the authentication key is among the roots of this polynomial. Further queries can then be made to subsequently reduce the search space until the key is identified. When using polynomials of degree  $d$  in each step, the total number of verification queries needed is  $2^n/d$ . Knowing the authentication key then allows the adversary to produce forgeries for any given combination of nonce and corresponding ciphertext blocks. The attack of [10] does not require nonce reuse, however is limited to ciphertexts as it does not allow the adversary to create universal forgeries for any desired *plaintext message*.

Handschuh and Preneel further identify the key  $H = 0$  as a trivially weak key for GCM-like authentication schemes. They further provide a formalization of the concept of weak keys, namely a class  $D$  of keys is called *weak* if membership in this class requires less than  $|D|$  key tests and verification queries.

*Saarinen's Cycling Weak Key Forgery Attacks.* This concept of weak keys for polynomial authentication was taken a step further by Saarinen in [20], where a forgery attack for GCM is described for the case where the order of the hash key  $H$  in  $\mathbb{F}_{2^{128}}^\times$  is small. If the hash key belongs to a cyclic subgroup of order  $t$ , i.e.  $H^{t+1} = H$ , then the attacker can create a blind forgery by simply swapping any two ciphertext blocks  $C_i$  and  $C_{i+jt}$ . Such hash keys with short cycles (small value of  $t$ ) can be labelled as *weak keys*. In other words, Saarinen identifies all elements with less than maximal order in  $\mathbb{F}_{2^{128}}^\times$  as weak keys. Since constructing a corresponding forgery requires a message length of at least  $2^t$  blocks, and GCM limits the message to  $2^{32}$  blocks, this means that all keys with order less than  $2^{32}$  are weak keys for GCM. We finally note that cycling attacks depend on the factorisation of  $2^n - 1$ , since any subgroup order is a divisor of the order of  $\mathbb{F}_{2^{128}}^\times$ .

*Procter and Cid's General Weak-Key Forgery Framework.* The idea behind cycling attacks was extended and formalized by Procter and Cid [15] by introducing the notion of so-called *forgery polynomials*: Let  $H$  be the (unknown) hash key. A polynomial  $q(X) = \sum_{i=1}^l q_i X^i$  is then called a forgery polynomial if it has  $H$  as a root, i.e.  $q(H) = 0$ . This designation is explained by noting that for  $C = (C_1 || C_2 || \dots || C_l)$  and writing  $Q = q_1 || \dots || q_l$ , we have

$$h_H(C) = h_H(C + Q),$$

that is, adding the coefficients of  $q$  yields the same authentication tag, i.e. a forgery.<sup>1</sup> More concretely, for GCM, we have that  $(N, C + Q, T)$  is a forgery for  $(N, C, T)$  whenever  $q(H) = 0$ . This also means that all roots of  $q$  can be considered weak keys in the sense of [10]. In order to obtain forgeries with high probability, Procter and Cid note that a concrete choice for  $q$  should have a high degree and preferably no repeated roots.

Since any choice of  $q$  is a forgery polynomial for its roots as the key, Procter and Cid establish the interesting fact that *any* set of keys in polynomial hashing can be considered weak: membership to a weak key class  $D$  can namely be tested by one or two verification queries using the forgery polynomial  $q(X) = \prod_{d \in D} (X - d)$  regardless of the size of  $D$ . They also note that such a forgery polynomial can be combined with the key recovery technique of [10], namely by using the polynomial  $q(X) = \prod_{H \in \mathbb{F}_2^n, H_n=0} (X - H)$  and then subsequently fixing more bits of  $H$  according to the results of the verification queries. This only requires two queries for a first forgery, and at most  $n + 1$  for complete key recovery. Note however that this requires messages lengths up to  $2^n$  blocks, which is clearly infeasible for GCM (where  $n = 128$ ).

We also note that all previously described attacks can be seen as special cases of Procter and Cid's general forgery framework [15, 16].

**Our Problem.** We start by noting that besides the attacks of Joux and Ferguson, which apply to the special cases where the nonce is reused or tags are truncated, only Saarinen's cycling attack gives a concrete security result on GCM and similar authentication schemes. In the formalism of [15], it uses the forgery polynomials  $X^t - X$  with  $t < 2^{32}$  the subgroup order. To the best of our knowledge, no other explicit forgery polynomials have been devised. In [15], two generic classes of forgery polynomials are discussed: random polynomials of degree  $d$  in  $\mathbb{F}_{2^n}[X]$  or naive multiplication of linear factors  $(x - H_1) \cdots (x - H_d)$ . The latter construction requires  $d$  multiplications already for the *construction* of the forgery polynomial, which quickly becomes impractical. We also note that in both cases, the coefficients will be "dense", i.e. almost all of them will be nonzero. This means that all of the ciphertext blocks have to be modified by the adversary to submit each verification query. In the same sense, the observation of [15] that any key is weak is essentially a certificational result only since  $|D|$  multiplications are needed to produce  $q$  for a weak key class of size  $|D|$ . The construction of explicit forgery polynomials is left as an important open problem in [15].

Similarly, the key recovery technique of [10] does not deal with the important question of how to construct new polynomials of degree  $d$  having distinct roots from all previously chosen ones, especially without the need to store all  $d$  roots from each of the  $2^n/d$  iterations. These observations lead to the following questions:

<sup>1</sup> Note that forgery polynomials are conceptually different from Ferguson's error polynomials, since the authentication key  $H$  typically is not a root of an error polynomial, while this is the defining property for forgery polynomials.

*Can we efficiently construct explicit forgery polynomials having prescribed sets of roots, ideally having few nonzero coefficients? Moreover, can we disjointly cover the entire key space using these explicit forgery polynomials?*

Answers to these questions would essentially solve the open problem mentioned in [15], and also make the observation concrete that *any* key in polynomial hashing can be considered weak. It would also improve the key recovery algorithm of Handschuh and Preneel [10]. On the application side, we ask whether *plaintext-universal forgeries* for GCM can be constructed in the *nonce-respecting adversarial model*.

**Our Results.** In this paper, we answer the above-mentioned questions in the affirmative. We comprehensively address the issue of polynomial construction and selection in forgery and key recovery attacks on authentication and AE schemes based on polynomial hashing. In detail, the contributions of this paper are as follows.

*Explicit construction of sparse forgery polynomials.* In contrast to the existing generic methods to construct forgery polynomials, we propose a construction based on so-called twisted polynomial rings that allows us to explicitly describe polynomials of degree  $2^d$  in any finite field  $\mathbb{F}_2^n$  which have as roots precisely the elements of an arbitrary  $d$ -dimensional subspace of  $\mathbb{F}_2^n$ , independent of  $n$  or the factorisation of  $2^n - 1$ . While achieving this, our polynomials are very sparse, having at most  $d + 1$  nonzero coefficients.

*Complete disjoint coverage of the key space by forgery polynomials.* In order to recover the authentication key (as opposed to blind forgeries), the attacks of Handschuh and Preneel [10] and Procter and Cid [15] need to construct polynomials having a certain set of roots, being disjoint from the roots of all previous polynomials. We propose an explicit algebraic construction achieving the partitioning of the whole key space  $\mathbb{F}_2^n$  into roots of structured and sparse polynomials. This substantiates the certification observation of [15] that any key is weak, in a concrete way. We give an informal overview of our construction of twisted forgery polynomials in the following proposition.

**Proposition (informal).** *Let  $q = r^e$  and let  $V$  be a subspace of  $\mathbb{F}_q$  of over the field  $\mathbb{F}_r$  of dimension  $d$ . Then there exists a twisted polynomial  $\phi$  from the Ore ring  $\mathbb{F}_q\{\tau\}$  with the following properties:*

1.  $\phi$  can be written as  $\phi(X) = c_0 + \sum_{i=1}^d c_i X^{2^i}$ , i.e.  $\phi$  has at most  $d + 1$  nonzero coefficients;
2. For any  $a \in \mathbb{F}_q$ , the polynomial  $\phi(X) - \phi(a)$  has exactly  $a + V$  as set of roots;
3. The sets of roots of the polynomials  $\phi(X) - b$  with  $b \in \text{Im } \phi$  partition  $\mathbb{F}_q$ .

*Improved key recovery algorithm.* We then leverage the construction of sparse forgery polynomials from the twisted polynomial ring to propose an improved key recovery algorithm, which exploits the particular structure of the root spaces of our forgery polynomials. In contrast to the key recovery techniques of [10] or [15], it only requires the modification of a logarithmic number of message blocks in each iteration (i.e.,  $d$  blocks for a  $2^d$ -block message). It also allows arbitrary trade-offs between message lengths and number of queries.

*New universal forgery attacks on GCM.* Turning to applications, we develop the first universal forgery attacks on GCM in the weak-key model that do not require nonce reuse. We first use tailored twisted forgery polynomials to recover the authentication key. Depending on the length of the nonce, we then either use a sliding technique on the counter encryptions or exploit an interaction between the processing of different nonce lengths to obtain valid ciphertext-tag pairs for any given combination of nonce and plaintext.

*Analysis of POET, Julius, and COBRA.* Using our framework, we finally present further universal forgery attacks in the weak-key model also for the recently proposed nonce-misuse resistant AE schemes POET, Julius, and COBRA.

Our results on POET prompted the designers to formally withdraw the variant with finite field multiplications as universal hashing from the CAESAR competition. Previously, an error in an earlier specification of POET had been exploited for constant-time blind forgeries [9]. This attack however does not apply to the corrected specification of POET. Likewise, for COBRA, a previous efficient attack by Nandi [14] does not yield universal forgeries.

**Organization.** The remainder of the paper is organized as follows. We introduce some common notation in Sect. 2. In Sect. 3, we describe our method to construct explicit and sparse forgery polynomials. Sect. 4 proposes two approaches to construct a set of explicit forgery polynomials whose roots partition the whole finite field  $\mathbb{F}_2^{128}$ . In Sect. 5, we describe our improved key recovery algorithm. In Sect. 6, two universal weak-key forgery attacks against GCM are presented. In Sect. 7, we present several universal forgery attacks on POET under the weak-key assumption. For the attacks on Julius and COBRA, we refer to the full version of this paper [2]. We conclude in Sect. 8.

## 2 Preliminaries

Throughout the paper, we denote by  $\mathbb{F}_{p^n}$  the finite field of order  $p^n$  and characteristic  $p$ , and write  $\mathbb{F}_p^n$  for the corresponding  $n$ -dimensional vector space over  $\mathbb{F}_p$ . We use  $+$  and  $\oplus$  interchangeably to denote addition in  $\mathbb{F}_{2^n}$  and  $\mathbb{F}_2^n$ .

*Forgery polynomials.* We formally define forgery polynomials [15] as polynomials  $q(X) = \sum_{i=1}^r q_i X^i$  with the property that  $q(H) = 0$  for the authentication key  $H$ . Assume that  $M = (M_1 || M_2 || \dots || M_l)$  and that  $l \leq r$ . Then

$$h_H(M) = \sum_{i=1}^r M_i H^i = \sum_{i=1}^l M_i H^i + \sum_{i=1}^r q_i H^i = \sum_{i=1}^r (M_i + q_i) H^i = h_H(M + Q)$$

where  $Q = q_1 || \dots || q_r$ . If  $l < r$ , we simply pad  $M$  with zeros. Throughout the paper, we will refer to  $Q$  as the binary coefficient string of a forgery polynomial  $q(X)$ .

Using  $q$  as a forgery polynomial in a blind forgery gives a success probability  $p = \frac{\#\text{roots of } q(X)}{2^n}$ . Therefore, in order to have a forgery using the polynomial  $q(X)$  with high probability,  $q(X)$  should have a high degree and preferably no repeated roots.

In the next section, we will present methods to construct explicit sparse forgery polynomials  $q(X)$  with distinct roots and high forgery probability.

### 3 Explicit Construction of Twisted Forgery Polynomials

When applying either the key recovery attack of [10] or any of the forgery or key recovery attacks of [15], a crucial issue lies in the selection of polynomials that have a certain number  $\ell$  of roots in  $\mathbb{F}_2^n$ , and additionally being able to select each polynomial to have no common roots with the previous ones. Ideally, these polynomials should both be described by explicit constructive formulas, and they should be sparse, i.e. have few nonzero coefficients.

As noted in [15], the direct way to do this is to choose distinct elements  $\alpha_1, \dots, \alpha_\ell \in \mathbb{F}_{2^n}$  and to work out the product  $(X - \alpha_1) \dots (X - \alpha_\ell)$ , which quickly gets impractical for typical values of  $\ell$  and will not result in sparse polynomials. The second suggestion described in [15] is to select them at random, which is efficient, but also does not produce sparse polynomials. Moreover, as noted in [16], subsequently chosen random polynomials will likely have common roots, which rules out the key recovery attacks of both [10] and [16].

The only proposed explicit construction of forgery polynomials so far are the polynomials  $X^t - 1$  with  $t | (2^{128} - 1)$ , due to Saarinen [20]. Their roots correspond precisely to the cyclic subgroups of  $\mathbb{F}_2^{128}$ , which also limits their usefulness in the key recovery attacks.

In this section, we propose a new method which yields explicit constructions for polynomials with the desired number of roots. At the same time, the resulting polynomials are sparse in the sense that a polynomial with  $2^d$  roots will have at most  $d + 1$  nonzero coefficients.

For this, we use the fact that  $\mathbb{F}_{2^{128}}$  can be seen as a vector space (of dimension 128) over  $\mathbb{F}_2$ . More precisely, given a subvector space  $V$  of  $\mathbb{F}_{2^{128}}$  of dimension  $d$  with basis  $\{b_1, \dots, b_d\}$ , we describe a fast procedure to find a polynomial  $p_V(X) \in \mathbb{F}_{2^{128}}[X]$  whose roots are exactly all elements of  $V$ . Note that this implies that  $\deg P_V(X) = 2^d$ . We will also see that the  $p_V(X)$  is sparse, more



precisely that the only coefficients of  $p_V(X)$  that may be distinct from zero are the coefficients of the monomials  $X^{2^i}$  with  $0 \leq i \leq d$ . In particular this will imply that  $p_V(X)$  has at most  $d + 1$  non-zero coefficients despite the fact that it has degree  $2^d$ .

To explain the above, we introduce the concept of a twisted polynomial ring, also called an Ore ring.

**Definition 2.** Let  $\mathbb{F}_q$  be a field of characteristic  $p$ . The twisted polynomial or Ore ring  $\mathbb{F}_q\{\tau\}$  is defined as the set of polynomials in the indeterminate  $\tau$  having coefficients in  $\mathbb{F}_q$  with the usual addition, but with multiplication defined by the relation  $\tau\alpha = \alpha^p\tau$  for all  $\alpha \in \mathbb{F}_q$ .

The precise ring we will need is the ring  $\mathbb{F}_{2^{128}}\{\tau\}$ . In other words, two polynomials in  $\tau$  can be multiplied as usual, but when multiplying the indeterminate with a constant, the given relation applies. This makes the ring a non-commutative ring (see [8] for an overview of some of its properties). One of the reasons to study this ring is that it gives a convenient way to study linear maps from  $\mathbb{F}_{2^{128}}$  to itself, when viewed as a vector space over  $\mathbb{F}_2$ . A constant  $\alpha \in \mathbb{F}_{2^{128}}\{\tau\}$  then corresponds to the linear map sending  $x \in \mathbb{F}_{2^{128}}$  to  $\alpha \cdot x$ , while the indeterminate  $\tau$  corresponds to the linear map sending  $x \in \mathbb{F}_{2^{128}}$  to  $x^2$ . Addition in the Ore ring corresponds to the usual addition of linear maps, while multiplication corresponds to composition of linear maps. This explains the relation  $\tau \cdot \alpha = \alpha^2 \cdot \tau$ , since both expressions on the left and right of the equality sign correspond to the linear map sending  $x$  to  $\alpha^2 x^2$ . To any element  $\phi$  from the Ore ring, we can associate a polynomial  $\phi(X)$ , by replacing  $\tau^i$  with  $X^{2^i}$ . The resulting polynomials have possibly non-zero coefficients from  $\mathbb{F}_{2^{128}}$  only for those monomials  $X^e$ , such that  $e$  is a power of 2. Such polynomials are called linearized and are just yet another way to describe linear maps from  $\mathbb{F}_{2^{128}}$  to itself. The advantage of this description is that the null space of a linear map represented by a linearized polynomial  $p(X)$  just consists of the roots of  $p(X)$  in  $\mathbb{F}_{2^{128}}$ .

Now we describe how to find a polynomial  $p_V(X)$  having precisely the elements of a subspace  $V$  of  $\mathbb{F}_{2^{128}}$  as roots. The idea is to construct a linear map from  $\mathbb{F}_{2^{128}}$  to itself having  $V$  as null space recursively. We will assume that we are given a basis  $\{\beta_1, \dots, \beta_d\}$  of  $V$ . For convenience we define  $V_i$  to be the subspace generated by  $\{\beta_1, \dots, \beta_i\}$ . Note that  $V_0 = \emptyset$  and  $V_d = V$ . Then we proceed recursively for  $0 \leq i \leq d$  by constructing a linear map  $\phi_i$  (expressed as an element of the Ore ring) with null space equal to  $V_i$ . For  $i = 0$  we define  $\phi_0 := 1$ , while for  $i > 0$  we define  $\phi_i := (\tau + \phi_{i-1}(\beta_i))\phi_{i-1}$ . For  $d = 2$ , we obtain for example

$$\phi_0 = 1, \phi_1 = \tau + \beta_1$$

and

$$\phi_2 = (\tau + (\beta_2^2 + \beta_1\beta_2))(\tau + \beta_1) = \tau^2 + (\beta_2^2 + \beta_1\beta_2 + \beta_1^2)\tau + \beta_1\beta_2^2 + \beta_1^2\beta_2.$$

The null spaces of these linear maps are the roots of the polynomials

$$X, X^2 + \beta_1X$$

and

$$X^4 + (\beta_2^2 + \beta_1\beta_2 + \beta_1^2)X^2 + (\beta_1\beta_2^2 + \beta_1^2\beta_2)X.$$

It is easy to see directly that the null spaces of  $\phi_0, \phi_1, \phi_2$  have respective bases  $\emptyset, \{\beta_1\}$  and  $\{\beta_1, \beta_2\}$ . More general, a basis for the null space of  $\phi_i$  is given by  $\{\beta_1, \dots, \beta_i\}$ : indeed, since  $\phi_i := (\tau + \phi_{i-1}(\beta_i))\phi_{i-1}$ , it is clear that the null space of  $\phi_{i-1}$  is contained in that of  $\phi_i$ . Moreover, evaluating  $\phi_i$  in  $\beta_i$ , we find that

$$\phi_i(\beta_i) = (\tau + \phi_{i-1}(\beta_i))(\phi_{i-1}(\beta_i)) = \phi_{i-1}(\beta_i)^2 + \phi_{i-1}(\beta_i)\phi_{i-1}(\beta_i) = 0.$$

This means that the null space of  $\phi_i$  at least contains  $V_i$  (and therefore at least  $2^i$  elements). On the other hand, the null space of  $\phi_i$  can be expressed as the set of roots of the linearized polynomial  $\phi_i(X)$ , which is a polynomial of degree  $2^i$ . Therefore the null space of  $\phi_i$  equals  $V_i$ . For  $i = d$ , we obtain that the null space of  $\phi_d$  is  $V$ . In other words: the desired polynomial  $p_V(X)$  is just the linearized polynomial  $\phi_d(X)$ . The above claim about the sparseness of  $p_V(X)$  now also follows. It is not hard to convert the above recursive description to compute  $p_V(X)$  into an algorithm (see Alg. 5.1). In a step of the recursion, the multiplication  $(\tau + \phi_{i-1}(\beta_i))\phi_{i-1}$  needs to be carried out in the Ore ring. Since the left term has degree one in  $\tau$ , this is easy to do. To compute the coefficients in  $\phi_i$  of all powers of  $\tau$  one needs the commutation relation  $\tau\alpha = \alpha^2\tau$  for  $\alpha \in \mathbb{F}_{2^{128}}$ . Computing a coefficient of a power of  $\tau$  in a step of the recursion, therefore takes one multiplication, one squaring and one addition. The computation of  $\phi_d$  can therefore be carried out without further optimization in quadratic complexity in  $d$ . A straightforward implementation can therefore be used to compute examples. Two examples are given in Appendix A with  $d = 31$  and  $d = 61$  needed for attacking GCM and POET.

Note that the above theory can easily be generalized to the setting of a finite field  $\mathbb{F}_{r^e}$  and  $\mathbb{F}_r$ -subspaces  $V$  over the field  $\mathbb{F}_{r^e}$ . In the corresponding Ore ring  $\mathbb{F}_{r^e}\{\tau\}$  the commutation relation is  $\tau\alpha = \alpha^r\tau$ . Similarly as above, for any subspace of a given dimension  $d$  one can find a polynomial  $p_V(X)$  of degree  $r^d$  having as set of roots precisely the elements of  $V$ . It may have non-zero coefficients only for monomials of the form  $X^{r^i}$ . In the program given in the full version of this paper [2],  $r$  and  $e$  can be chosen freely. See [8] for a more detailed overview of properties of linearized polynomials and the associated Ore ring.

## 4 Disjoint Coverage of the key Space with Roots of Structured Polynomials

The purpose of this section is to describe how one can cover the elements of a finite field  $\mathbb{F}_q$  by sets of roots of families of explicitly given polynomials. We will focus our attention to the case that  $q = 2^{128}$ , but the given constructions can directly be generalized to other values of  $q = r^e$ . We denote by  $\gamma$  a primitive element of  $\mathbb{F}_q$ . Two approaches will be described. The first one exploits the multiplicative structure of  $\mathbb{F}_q \setminus \{0\}$ , while the second one exploits the additive structure of  $\mathbb{F}_q$  seen as a vector space over  $\mathbb{F}_2$ . We will in fact describe a way

to partition the elements of  $\mathbb{F}_q$  as sets of roots of explicit polynomials, that is to say that two sets of roots of distinct polynomials will have no elements in common. In both cases the algebraic fact that will be used is the following: Let  $G$  be a group with group operation  $*$  and let  $H \subset G$  be a subgroup. Then two cosets  $g * H$  and  $f * H$  are either identical or disjoint. Moreover the set of cosets gives rise to a partition of  $G$  into disjoint subsets.

### 4.1 Using the Multiplicative Structure

We first consider the group  $G = \mathbb{F}_q \setminus \{0\}$  with group operation  $*$  the multiplication in  $\mathbb{F}_q$ . For any factorization  $q - 1 = n \cdot m$  we find a subgroup  $H_m := \{\gamma^{nj} \mid 0 \leq j \leq m - 1\}$  consisting of  $m$  elements. This gives rise to the following proposition:

**Proposition 1.** *Let  $\gamma$  be a primitive element of the field  $\mathbb{F}_q$  and suppose that  $q - 1 = n \cdot m$  for positive integers  $n$  and  $m$ . For  $i$  between 0 and  $n - 1$  define*

$$A_i := \{\gamma^{i+nj} \mid 0 \leq j \leq m - 1\}.$$

*Then the sets  $A_0, \dots, A_{n-1}$  partition  $\mathbb{F}_q \setminus \{0\}$ . Moreover, the set  $A_i$  consists exactly of the roots of the polynomial  $X^m - \gamma^{im}$ .*

*Proof.* As mentioned we work in the multiplicative group  $\mathbb{F}_q \setminus \{0\}$  and let  $H_m$  be the subgroup of  $G$  of order  $m$ . Note that  $A_0 = H_m$  and that  $H_m$  is the kernel of the group homomorphism  $\phi : G \rightarrow G$  sending  $x$  to  $x^m$ . In particular,  $H_m$  is precisely the set of roots of the polynomial  $X^m - 1$ . Any element from the coset  $gH_m$  is sent by  $\phi$  to  $g^m$ . This means that  $gH_m$  is precisely the set of roots of the polynomial  $X^m - g^m$ . Note that  $g^m = \gamma^{im}$  for some  $i$  between 0 and  $n - 1$ , so that the set of roots of  $X^m - g^m$  equals  $\gamma^i H_m = A_i$  for some  $i$  between 0 and  $n - 1$ . Varying  $i$  we obtain all cosets of  $H_m$ , so the result follows.

If  $q = r^e$  for some prime power  $r$ , one can choose  $n = r - 1$  and  $m = r^{e-1} + \dots + r + 1$ . For any element  $\alpha \in \mathbb{F}_q$  we then have  $\alpha^m \in \mathbb{F}_r$ , since  $\alpha^m$  is just the so-called  $\mathbb{F}_q/\mathbb{F}_r$ -norm of  $\alpha$ . Therefore the family of polynomials in the above lemma in this case take the particularly simple form  $x^m - a$ , with  $a \in \mathbb{F}_r \setminus \{0\}$ . In case  $q = 2^{128}$ , Proposition 1 gives rise to a family of polynomials whose roots partition  $\mathbb{F}_{2^{128}} \setminus \{0\}$ . For more details about the explicit form of these polynomials, we refer the reader to the full version [2] of this paper.

### 4.2 Using the Additive Structure

Now we use a completely different approach to partition the elements from  $\mathbb{F}_q$  in disjoint sets where we exploit the additive structure. Suppose again that  $q = r^e$ , then we can view  $\mathbb{F}_q$  as a vector space over  $\mathbb{F}_r$ . Now let  $V \subset \mathbb{F}_q$  be any linear subspace (still over the field  $\mathbb{F}_r$ ). If  $V$  has dimension  $d$ , then the number of elements in  $V$  equals  $r^d$ . For any  $a \in \mathbb{F}_q$ , we define  $a + V$ , the translate of  $V$  by  $a$ , as

$$a + V := \{a + v \mid v \in V\}.$$

Of course  $a + V$  can also be seen as a coset of the subgroup  $V \subset \mathbb{F}_q$  with addition as group operation. Any translate  $a + V$  has  $r^d$  elements and moreover, it holds that two translates  $a + V$  and  $b + V$  are either disjoint or the same. This means that one can choose  $n := r^e / r^d = r^{e-d}$  values of  $a$ , say  $a_1, \dots, a_n$  such that the sets  $a_1 + V, \dots, a_n + V$  partition  $\mathbb{F}_q$ .

The next task is to describe for a given subspace  $V$  of dimension  $d$ , the  $n := r^{d-e}$  polynomials with  $a_1 + V, \dots, a_n + V$  as sets of roots. As a first step, we can just as before, construct an  $\mathbb{F}_r$ -linear map  $\phi$  from  $F_q$  to itself, that can be described using a linearized polynomial of the form  $p_V(X) = X^{r^d} + c_{d-1}X^{r^{d-1}} + \dots + c_1X^r + c_0X$ . The linear map  $\phi$  then simply sends  $x$  to  $p_V(x)$  and has as image

$$W := \{p_V(x) \mid x \in \mathbb{F}_q\}.$$

A coset  $a + V$  of  $V$  is then sent to the element  $p_V(a)$  by  $\phi$ . This means that any coset of  $V$  can be described as the set of roots of the polynomial  $p_V(X) - p_V(a)$ , that is to say of the form  $p_V(X) - b$  with  $b \in W$  (the image of the map  $\phi$ ). Combining this, we obtain that we can partition the elements of  $\mathbb{F}_q$  as sets of roots of polynomials of the form  $p_V(X) - b$  with  $b \in W$ . Note that these polynomials still are very structured: just a constant term is added to the already very sparse polynomial  $p_V(X)$ . Note that  $p_V(X) - p_V(a) = p_V(X - a)$ , since  $p_V(X)$  is a linearized polynomial. This makes it easy to confirm that indeed the set of roots of a polynomial of the form  $p_V(X) - p_V(a)$  is just the coset  $a + V$ . The number of elements in  $W$  is easily calculated: since it is the image of the linear map  $\phi$  and the dimension of the null space of  $\phi$  is  $d$  (the dimension of  $V$ ), the dimension of its image is  $e - d$ . This implies that  $W$  contains  $r^{e-d}$  elements. We collect some of this in the following proposition:

**Proposition 2.** *Let  $q = r^e$  and let  $V$  be a linear subspace of  $\mathbb{F}_q$  of over the field  $\mathbb{F}_r$  of dimension  $d$ . Moreover denote by  $p_V(x)$  be the linearized polynomial associated to  $V$  and define  $W := \{p_V(x) \mid x \in \mathbb{F}_q\}$ .*

*Then for any  $a \in \mathbb{F}_q$ , the polynomial  $p_V(x) - p_V(a)$  has as sets of roots exactly  $a + V$ . Moreover, the sets of roots of the polynomials  $p_V(x) - b$  with  $b \in W$  partition  $\mathbb{F}_q$ .*

A possible description of a basis of  $W$  can be obtained in a fairly straightforward way. If  $\{\beta_1, \dots, \beta_d\}$  is a basis of  $V$ , one can extend this to a basis of  $\mathbb{F}_q$ , say by adding the elements  $\beta_{d+1}, \dots, \beta_e$ . Then a basis of the image  $W$  of  $\phi$  is simply given by the set  $\{p_V(\beta_{d+1}), \dots, p_V(\beta_e)\}$  (note that  $\phi(\beta_i) = p_V(\beta_i) = 0$  for  $1 \leq i \leq d$ ). This means that the  $r^{e-d}$  polynomials whose roots partition  $\mathbb{F}_q$  are given by

$$p_V(X) + \sum_{i=d+1}^e a_i p_V(\beta_i), \quad \text{with } a_i \in \mathbb{F}_r.$$

The set of roots of a polynomial of this form is given by  $\sum_{i=d+1}^e a_i \beta_i + V$ . In the appendix, we give examples for  $r^e = 2^{128}$  and  $d = 31$  or  $d = 61$ .

## 5 Improved key Recovery Algorithm

Suppose that we have observed a polynomial hash collision for some forgery polynomial  $p_V(X)$  of degree  $d$ , i.e. some observed message  $M$  and  $M + p_V$  have the same image under  $h_H$  with the unknown authentication key  $H$ . This means that  $H$  must be among the roots of  $p_V(X)$ , and we can submit further verification queries using specially chosen forgery polynomials to recover the key.

### 5.1 An Explicit key Recovery Algorithm Using Twisted Polynomials

Being constructed in a twisted polynomial ring, our polynomials  $p_V(X)$  are linearized polynomials, so that all roots are contained in a  $d$ -dimensional linear space  $V \subset \mathbb{F}_2^n$ . This enables an explicit and particularly efficient key recovery algorithm which recovers the key  $H$  by writing it as  $H = \sum_{i=1}^d b_i \beta_i$  with respect to (w.r.t.) a basis  $\mathcal{B} = \{\beta_1, \dots, \beta_d\}$  for  $V$  over  $\mathbb{F}_2$  and determining its  $d$  binary coordinates w.r.t.  $\mathcal{B}$  one by one. Shortening the basis by the last element, we can test if  $b_d = 0$  by using the forgery polynomial corresponding to  $V' = \text{span}\{\beta_1, \dots, \beta_{d-1}\}$ . If this query was not successful, we deduce  $b_d = 1$ . We then proceed recursively for the next bit.

Unless all  $b_i = 0$ , the search space will be restricted to an affine instead of a linear subspace at some point. It is easy to see, however, that the corresponding polynomial for  $A = V + a$  with  $V$  a linear subspace, can always be determined as  $p_A(X) = p_V(X - a) = p_V(X) - p_V(a)$  since the  $p_V(X)$  are linearized polynomials.

The complexity of Algorithm 5.2 for a polynomial of degree  $d$  (corresponding to  $|V| = 2^d$ ) is given by  $d$  verification queries and one invocation of the polynomial construction algorithm 5.1, which in turn takes  $O(d^2)$  finite field operations. Note that typically,  $d < 64$ . The total length of all verification queries is limited by  $2^{d+1}$  blocks. Since the polynomials  $p_{U^{(i)}}(X)$  have at most  $d + 1$  nonzero coefficients, they are very sparse and only very few additions to  $M$  are required to compute the message  $M + P_{U^{(i)}}$  for the forgery attempt.

We emphasize that this algorithm can be readily generalized to deal with input polynomials  $p_A(X)$  having affine root spaces  $A = V + a$  by operating with the corresponding linear space  $V$  and adding  $p_{V^{(i)}}(a)$  to all verification queries. This especially allows to combine this algorithm with the key space covering strategy of Sect. 4.2.

In the context of authenticated encryption,  $M$  will typically correspond to ciphertexts instead of plaintexts, so also in this case, only calls to the verification oracle are required. It is also straightforward to adapt Algorithm 5.2 to cases where a polynomial hash collision cannot directly be observed, but instead propagates into some other property visible from ciphertext and tag. This is for example used in our attacks on the COBRA authenticated encryption scheme (see the full version [2] for details).

### 5.2 Comparison to Previous Work

The idea of using a binary search-type algorithm to recover authentication keys has previously been applied to various universal hashing-based MAC construc-

---

**Algorithm 5.1.** Construction of twisted polynomials

---

**Input:** basis  $\mathcal{B} = \{\beta_1, \dots, \beta_d\}$  of  $V \subset \mathbb{F}_2^n$   
**Output:** polynomials  $p_{V^{(i)}}(X)$  having  $\text{span}\{\beta_1, \dots, \beta_i\}$  as set of roots

- 1: Set  $a_1 \leftarrow 1$
- 2: Set  $a_i \leftarrow 0$  for  $2 \leq i \leq d + 1$
- 3: **for**  $i = 1$  to  $d$  **do**
- 4:    $v \leftarrow \sum_{k=1}^d a_k \beta_i^{2^k}$
- 5:    $c_1 \leftarrow v \cdot a_1$
- 6:   **for**  $j = 2$  to  $d + 1$  **do**
- 7:      $c_j \leftarrow a_{j-1}^2 + v \cdot a_j$
- 8:   **end for**
- 9:    $p_{V^{(i)}} \leftarrow \sum_{k=1}^{d+1} c_k X^{2^{k-1}}$
- 10: **end for**
- 11: **return** polynomials  $p_{V^{(1)}}(X), \dots, p_{V^{(d)}}(X)$

---



---

**Algorithm 5.2.** Key recovery using twisted polynomials

---

**Input:** message  $M$ , polynomial  $p_V(X)$  s.t.  $h_H(M) = h_H(M + P_V)$ , basis  $\mathcal{B} = \{\beta_1, \dots, \beta_d\}$  of  $d$ -dimensional linear subspace  $V \subset \mathbb{F}_2^n$ .  
**Output:** authentication key  $H$ .

- 1:  $b_i \leftarrow 0, \quad 1 \leq i \leq d$
- 2: Call Alg. 5.1 on  $V$ , obtain  $p_{V^{(1)}}, \dots, p_{V^{(d)}}$
- 3: **for**  $i = d$  **downto**  $1$  **do**
- 4:   Denote  $U^{(i)} = \text{span}\{\beta_1, \dots, \beta_{i-1}\}$ , so that  $p_{U^{(i)}} = p_{V^{(i-1)}}$
- 5:    $\alpha \leftarrow p_{U^{(i)}}(\sum_{j=i}^d b_j \beta_j)$
- 6:   **if**  $h_H(M) = h_H(M + P_{U^{(i)}}) + \alpha$  **then**
- 7:      $b_i \leftarrow 0$
- 8:   **else**
- 9:      $b_i \leftarrow 1$
- 10:   **end if**
- 11: **end for**
- 12: **return** key  $H = \sum_{i=1}^d b_i \beta_i$

---

tions by Handschuh and Preneel [10]. Their attack algorithm however does not deal with the (important) questions of determining new polynomials having distinct roots from all previously used ones, and also requires the calculation and storage of the  $2^d$  roots during the key search phase. Also, the required polynomials will not be sparse and require up to  $2^d$  nonzero coefficients. By contrast, our algorithm leverages the twisted polynomial ring to explicitly construct sparse polynomials with exactly the necessary roots for restricting the search space in each iteration.

A different approach for binary-search type key recovery is given in Sect. 7.3 of [15], suggesting the use of forgery polynomial  $q(X) = \prod_{H \in \mathbb{F}_2^n, H_n=0} (X - H)$  and then subsequently fixing more bits of  $H$  according to the results of the verification queries. While this is clearly optimal with respect to the number of queries (which is  $n$ ), the resulting messages are up to  $2^n$  blocks long, which typically exceeds the limits imposed by the specifications. Additionally, the polynomials will have almost no zero coefficients, which requires up to  $2^{n+1}$  additions for the verification queries. By contrast, when combined with the keyspace covering strategy outlined in Sect. 4.2, our algorithm requires  $2^{n/d} \cdot d$  queries, each of them being maximally  $2^d$  blocks long. This not only allows staying within the specified limits, but also allows choosing any desired trade-off between the number and length of the queries. Our explicit polynomials also have a maximum of  $d + 1$  nonzero coefficients each, which limits the number of additions to  $2^{n/d} \cdot (d + 1)$ .

## 6 Nonce-respecting Universal Forgeries for GCM

In this section, we describe two nonce-respecting universal forgery attacks against GCM [6] under weak keys. Before describing the attacks we describe the GCM authenticated encryption scheme and the GCM counter values generation procedure as defined in the NIST standard [6].

### 6.1 More Details on GCM

We recall the GCM ciphertext/tag generation:

$$T = E_k(J_0) \oplus h_H(C),$$

with  $T$  denoting the tag, with  $M = M_1 || M_2 || \dots || M_l$  the plaintext and  $C = C_1 || C_2 || \dots || C_l$  the ciphertext blocks produced using a block cipher  $E_k$  in counter mode, i.e.  $C_i = E_K(J_{i-1}) \oplus M_i$ . The  $J_i$ 's are successive counters with the initial  $J_0$  generated from the nonce  $N$ ; furthermore  $H = E_k(0)$  with  $k$  the secret key.

We now focus on the detailed generation of the counter values in GCM. We have

$$J_0 = \begin{cases} N || 0^{31} || 1 & \text{if } |N| = 96, \\ h_H(N || 0^{s+64} || [N]_{64}) & \text{if } |N| \neq 96, \end{cases}$$

where  $J_i = \text{inc}_{32}(J_{i-1})$ , where  $s = 128 \lceil |N|/128 \rceil - |N|$ ,  $[X]_{64}$  is the 64-bit binary representation of  $X$  and  $\text{inc}_{32}(X)$  increments the right-most 32 bits of the binary string  $X$  modulo  $2^{32}$ ; the other left-most  $|X| - 32$  bits remain unchanged.

### 6.2 Universal Forgery Attacks on GCM

Our universal forgery attacks are possible if the hash key  $H$  is weak. Therefore, our attack starts by detecting whether the hashing key  $H$  is weak or not using our forgery polynomial  $q(X) = p_V(X)$  of degree  $2^{31}$  explicitly described in Appendix A.1. In other words, we make a blind forgery for an observed ciphertext/tag pair  $(C; T)$  by asking for the verification of the forged ciphertext  $(C+Q); T$  where  $Q = q_1 || \dots || q_l$ . Now if  $H$  is a weak key according to our forgery polynomial – is a root of  $q(X) = p_V(X)$  – then the verification succeeds and the GCM scheme outputs a random plaintext.

Once we know that  $H$  is a weak-key, then we can recover it using Algorithm 5.2 over the roots of  $q(X) = p_V(X)$  (see Appendix A.1) where at each query we can choose different nonces.

Now, the only hurdle for generating a nonce-respecting forgery is computing the value of  $E_K(J_0)$  since we do not know the secret key  $K$  (we have only recovered  $H = E_K(0)$ ). However, since GCM is using a counter mode encryption where the successive counter values  $J_i$ , are generated from the nonce, we can easily get the encryption of the counter values  $E_K(J_i)$  by simply xoring the corresponding plaintext and ciphertext blocks (Note that in NIST GCM, the right-most 32 bits of the counter values are successive modulo  $2^{32}$  as shown below). In the sequel, we show how to use the encryption of the counter values in order to construct universal forgeries.

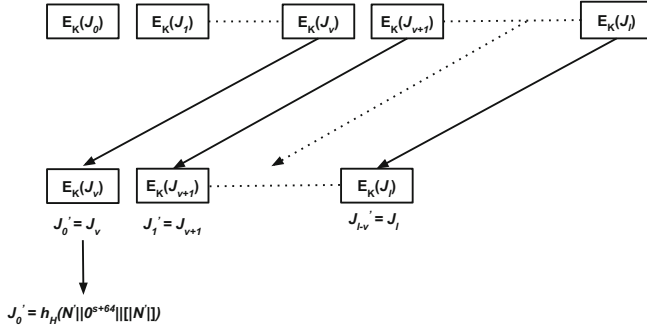


Fig. 1. Forgeries for GCM via sliding the counter encryptions

**Slide Universal Forgeries Using Chosen Nonce  $N$  with  $|N| \neq 96$**  Suppose that we have observed an  $l$ -block plaintext/ciphertext with tag  $T$ ,  $M = M_1 || \dots || M_l$  and  $C = C_1 || \dots || C_l$ , where  $C_i = M_i \oplus E_K(J_{i-1})$ ,  $J_i = \text{inc}_{32}(J_{i-1})$  and  $T = E_K(J_0) \oplus h_H(C)$ . Our goal now is to generate a valid ciphertext/tag for a different message  $M'$  using a different chosen nonce  $N'$  where  $|N'| \neq 96$ .

As mentioned above, the counter mode of operation enables us to find the encryption of the counter values,  $E_K(J_0), E_K(J_1), \dots, E_K(J_v), \dots, E_K(J_l)$ . The idea of the attack is to slide these encrypted counter values  $v$  positions to the left in order to re-use the  $(l - v)$  encrypted counter values  $E_K(J_v), \dots, E_K(J_l)$  to generate valid ciphertext/tag for any new message  $M'$  with a new chosen nonce  $N'$  that gives us an initial counter value  $J'_0 = J_v$ . This will enable us to make slide universal forgeries for an  $(l - v)$ -block message. See Fig. 1.

One can see that using  $J_v$ ,  $v > 0$ , it is possible to choose a nonce  $N'$  that gives  $J'_0 = J_v$  by solving the following equation for  $N'$

$$J'_0 = J_v = h_H(N' || 0^{s+64} || [N']_{64})$$

Note that when  $|N'| = 128$  (i.e.  $s = 0$ ), we have only one solution for  $N'$  and more than one solution for  $|N'| > 128$ . However, when  $|N'| < 128$  we might have no solution. Therefore we assume that  $|N'| \geq 128$ .

Once we find the nonce  $N'$  that yields  $J'_0 = J_v$ , then one can see that we have the following ‘slid’ identities:

$$E_K(J'_0) = E_K(J_v), E_K(J'_1) = E_K(J_{v+1}), \dots, E_K(J'_{l-v}) = E_K(J_l)$$

Consequently, we are able to compute  $C'_i = M'_i \oplus E_K(J'_{i-1})$  for  $1 \leq i \leq l - v$  and  $T' = E_K(J'_0) \oplus h_H(C')$ . Thus observing the encryption of an  $l$ -block message and setting  $J'_0 = J_v$  as shown above enable us to generate a valid ciphertext/tag  $(C'/T')$  for an  $(l - v)$ -block message  $M'$  under the nonce-respecting setting.

**Universal Forgeries Using Arbitrary Nonces  $N$  with  $|N| = 96$ .** Assume that we are using a GCM implementation that supports variable nonce lengths. For example, the implementation of GCM in the latest version of OpenSSL



[17,18] makes the choice of the nonce length optional, i.e. one can use different nonce sizes under the same secret key. Now, suppose that using such a GCM oracle with the secret key  $K$ , we need to find the ciphertext/tag of a message  $M = M_1 || \dots || M_l$  with a nonce  $N$  where  $|N| = 96$ , so  $J_0 = N || 0^{31} || 1$ . In order to generate the ciphertext/tag we need to find  $E_K(J_i)$  where  $J_i = \text{inc}_{32}(J_{i-1})$ . We do not know the secret key  $K$ . However, since we know the secret hash key  $H$ , we can solve for  $N'$  the following equation

$$J_0 = h_H(N' || 0^{s+64} || \llbracket N' \rrbracket_{64}) \quad \text{where} \quad |N'| \neq 96$$

Note that we assume that  $|N'| \geq 128$  as otherwise we might not get a solution. After finding  $N'$ , we can query the same GCM oracle (that has been queried for encrypting  $M$  with the nonce  $N$  where  $|N| = 96$ ) with a new nonce  $N'$  that has a different size  $|N'| \geq 128$ <sup>2</sup> for the encryption of some plaintext  $M = M'_1 || \dots || M'_l$ . Now,  $|N'| \neq 96$  means that the initial counter value  $J'_0 = h_H(N' || 0^{s+64} || \llbracket N' \rrbracket_{64}) = J_0$ . Therefore, from the corresponding ciphertext blocks  $C'_1, \dots, C'_l$ , we find  $E_K(J_i) = E_K(J'_i) = M'_i \oplus C'_i$ . Consequently the corresponding  $i$ th ciphertext block of  $M_i$  is  $C_i = E_K(J'_i) \oplus M_i$  and the corresponding tag is  $T = E_K(J'_0) \oplus h_H(C)$ . It is worthy to note, that this interaction possibility between two different nonce lengths on GCM had been listed in [19] as one of the undesirable characteristics of GCM. Fig. 2 demonstrates the interaction attack.

## 7 Analysis of POET

In this section, we present a detailed weak key analysis of the online authentication cipher POET when instantiated with Galois-Field multiplication. More specifically, we create universal forgery attacks once we recover the hashing weak key. Before this we give a brief description of POET.

### 7.1 Description of POET

A schematic description of POET [3] is given in Fig. 3a. Five keys  $L, K, L_{\text{top}}, L_{\text{bot}}$  and  $L_T$  are derived from a user key as encryptions of the constants  $1, \dots, 5$ .  $K$  denotes the block cipher key,  $L$  is used as the mask in the AD processing, and  $L_T$  is used as a mask for computing the tag. Associated data (AD) and the nonce are processed using the secret value  $L$  in a PMAC-like fashion (see [3] for details) to produce a value  $\tau$  which is then used as the initial chaining value for both top and bottom mask layers, as well as for generating the authentication tag  $T$ . The “header”  $H$  encompasses the associated data (if present) and includes the nonce

<sup>2</sup> Two of the test vectors (Test Case 3 and Test Case 6, see the full version [2]) for the GCM implementation in the latest release of OpenSSL share the same secret key (and therefore the same hash key) but they use different nonce sizes, Test Case 3 uses a nonce with length 96 while Test Case 6 uses a nonce with length 480 [18]. This suggests that it is conceivable to have different IV sizes under the same secret key.

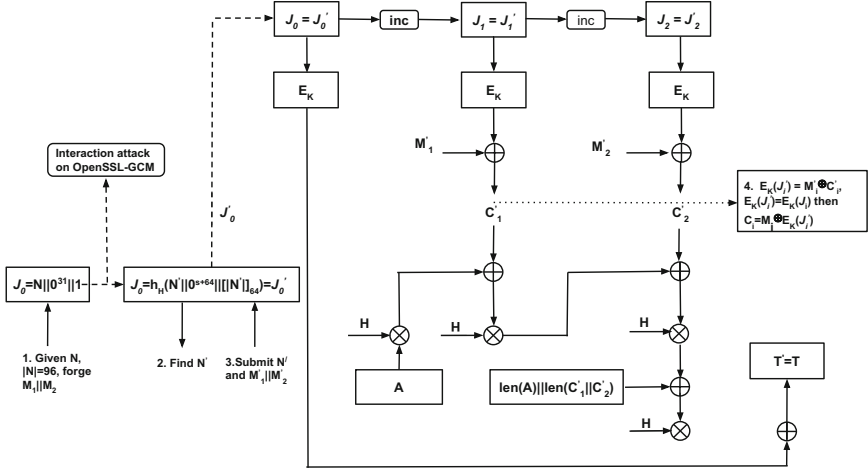


Fig. 2. Forgeries for GCM via cross-nonce interaction

in its last block.  $S$  denotes the encryption of the bit length of the message  $M$ , i.e.  $S = E_K(|M|)$ . The inputs and outputs of the  $i$ -th block cipher call during message processing are denoted by  $X_i$  and  $Y_i$ , respectively.

One of the variants of POET instantiates the functions  $F_t$  and  $F_b$  by  $F_t(x) = L_{top} \cdot x$  and  $F_b(x) = L_{bot} \cdot x$ , with the multiplication taken in  $\mathbb{F}_2^{128}$ . This is also the variant that we consider in this paper. The top AXU hash chain then corresponds to the evaluation of a polynomial hash in  $\mathbb{F}_2^{128}$ :

$$g_t(X) = \tau L_{top}^m + \sum_{i=1}^m X_i L_{top}^{m-i},$$

with  $g_t$  being evaluated at  $X = M_1, \dots, M_{m-1}, M_m \oplus S$ .

For integral messages (i.e., with a length a multiple of the block size), the authentication tag  $T$  then generated as  $T = T^\beta$  with empty  $Z$ , as shown in Fig. 3b. Otherwise, the tag  $T$  is the concatenation of the two parts  $T^\alpha$  and  $T^\beta$ , see Fig. 3a and 3b.

### 7.2 Universal Weak-key Forgeries for POET

We start by the following observations.

**Observation 1 (Collisions in  $g_t$  imply tag collisions).** *Let  $M = M_1, \dots, M_m$  and  $M' = M'_1, \dots, M'_m$  be two distinct messages of  $m$  blocks length such that  $g_t(M) = g_t(M')$  or  $g_t(M_1, \dots, M_\ell) = g_t(M'_1, \dots, M'_\ell)$  with  $\ell < m$  and  $M_i = M'_i$  for  $i > \ell$ . This implies a collision on POET's internal state  $X_i, Y_i$  for  $i = m$  or  $i = \ell$  respectively, and therefore equal tags for  $M$  and  $M'$ .*

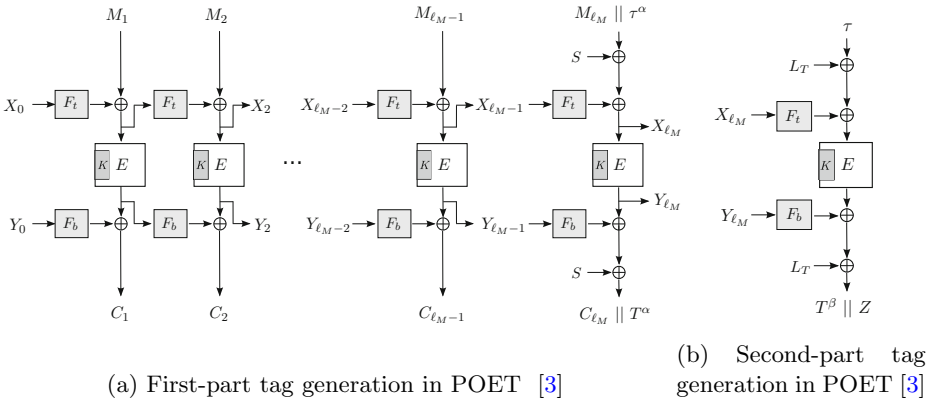


Fig. 3. Schematic description of POET

We note that such a collision also allows the recovery of  $L_{\text{top}}$  by Algorithm 5.2.

**Observation 2 (Knowing  $L_{\text{top}}$  implies knowing  $L_{\text{bot}}$ ).** *Once the first hash key  $L_{\text{top}}$  is known, the second hash key  $L_{\text{bot}}$  can be determined with only two 2-block queries: Choose arbitrary  $M_1, M_2, \nabla_1$  with  $\nabla_1 \neq 0$  and obtain the encryptions of the two 2-block messages  $M_1, M_2$  and  $M'_1, M'_2$  with  $M'_1 = M_1 \oplus \nabla_1, M'_2 = M_2 \oplus \nabla_1 \cdot L_{\text{top}}$ . Denote  $\Delta_i = C_i \oplus C'_i$ . Then we have the relation  $\Delta_1 \cdot L_{\text{bot}} = \Delta_2$ , so  $L_{\text{bot}} = \Delta_1^{-1} \cdot \Delta_2$ .*

It is worth noting that this procedure works for arbitrary  $L_{\text{bot}}$ , and is in particular not limited to  $L_{\text{bot}}$  being another root of the polynomial  $q$ .

**A Generic Forgery.** In the setting of [15], consider an arbitrarily chosen polynomial  $q(X) = \sum_{i=1}^{m-1} q_i X^i = p_V(X)$  of degree  $m - 1$  and some message  $M = M_1 \parallel \dots \parallel M_{m-1} \parallel M_m$ . Write  $Q = q_1 \parallel \dots \parallel q_{m-1}$  and define  $M' \stackrel{\text{def}}{=} M + Q$  with  $Q$  zero-padded as necessary. For a constant nonce (1-block header)  $H$ , denote ciphertext and tag corresponding to  $M$  by  $C = C_1, \dots, C_m$  and  $T$ , and ciphertext and tag corresponding to  $M' = M + Q$  by  $C' = C'_1, \dots, C'_m$  and  $T'$ , respectively.

If some root of  $q$  is used as the key  $L_{\text{top}}$ , we have a collision between  $M$  and  $M' = M + Q$  in the polynomial hash evaluation after  $m - 1$  blocks:

$$\tau L_{\text{top}}^m + \sum_{i=1}^{m-1} M_i L_{\text{top}}^{m-i} = \tau' L_{\text{top}}^m + \sum_{i=1}^{m-1} M'_i L_{\text{top}}^{m-i}$$

This implies  $X_{m-1} = X'_{m-1}$  and therefore  $Y_{m-1} = Y'_{m-1}$ . Since the messages are of equal length,  $S = S'$  and we also have a collision in  $X_m$  and  $Y_m$ . It follows that  $C_m = C'_m$ . Furthermore, since  $\tau = \tau'$ , the tag  $T$  is colliding as well. Since then  $M$  and  $M + Q$  have the same tag,  $M + Q$  is a valid forgery whenever some

root of  $q(X) = p_V(X)$  is used as  $L_{\text{top}}$ . Note that both  $M$  and the forged message will be  $m$  blocks long.

Using the class of weak keys represented by the roots of the forgery polynomial  $q(X) = p_V(X)$  explicitly described in Appendix A and Appendix A.2, we discuss the implication of having one such key as the universal hash key  $L_{\text{top}}$ . Since POET allows nonce-reuse, we consider nonce-repeating adversaries, i.e. for our purposes, the nonce will be fixed to some constant  $\tau$  value for all encryption and verification queries. However, once we recovered  $\tau$ , we will be able to recover the secret value  $L$  and consequently we can make forgeries without nonce-reuse.

More specifically, we show that weak keys enable universal forgeries for POET under the condition that the order of the weak key is smaller than the maximal message length in blocks. For obtaining universal forgeries, we first use the polynomial hash collision described above to recover the weak keys  $L_{\text{top}}$  and  $L_{\text{bot}}$ , and then recover  $\tau$ , which is equal to the initial states  $X_0$  and  $Y_0$ , under the weak key assumption.

**Recovering  $\tau$ .** Suppose that we have recovered the weak keys  $L_{\text{top}}$  and  $L_{\text{bot}}$ . Now our goal is to recover the secret  $X_0 = Y_0 = \tau$ . We know that  $X_i = \tau L_{\text{top}}^i + M_1 L_{\text{top}}^{i-1} + M_2 L_{\text{top}}^{i-2} + \dots + M_i$  and  $X_{i+j} = \tau L_{\text{top}}^{i+j} + M_1 L_{\text{top}}^{i+j-1} + M_2 L_{\text{top}}^{i+j-2} + \dots + M_{i+j}$ .

Now if  $L_{\text{top}}$  has order  $j$ , i.e.  $L_{\text{top}}^j = \text{Identity}$ , then we get  $X_i = X_{i+j}$  by constructing  $M_{i+1}, \dots, M_{i+j}$  such that  $M_{i+1} L_{\text{top}}^{j-1} + M_{i+2} L_{\text{top}}^{j-2} + \dots + M_{i+j} = 0$ . The easiest choice is to set  $M_{i+1} = M_{i+2} = \dots = M_{i+j} = 0$ . This gives us  $Y_i = Y_{i+j}$ . Now equating the following two equations and assuming that  $L_{\text{bot}}^j \neq \text{Identity}$ ,  $Y_i = \tau L_{\text{bot}}^i + C_1 L_{\text{bot}}^{i-1} + C_2 L_{\text{bot}}^{i-2} + \dots + C_i$  and  $Y_{i+j} = \tau L_{\text{bot}}^{i+j} + C_1 L_{\text{bot}}^{i+j-1} + C_2 L_{\text{bot}}^{i+j-2} + \dots + C_{i+j}$ . We get

$$\begin{aligned} \tau = & (C_1 L_{\text{bot}}^{i-1} + C_2 L_{\text{bot}}^{i-2} + \dots + C_i \\ & + C_1 L_{\text{bot}}^{i+j-1} + C_2 L_{\text{bot}}^{i+j-2} + \dots + C_{i+j}) \cdot (L_{\text{bot}}^i + L_{\text{bot}}^{i+j})^{-1}, \end{aligned}$$

which means that we now know the initial values of the cipher state.

**Querying POET's Block Cipher  $E_K$ .** One can see from Fig. 3a that once we know  $L_{\text{top}}$ ,  $L_{\text{bot}}$  and  $\tau$ , we can directly query POET's internal block cipher without knowing its secret key  $K$ . internal block cipher, i.e. we want to compute  $E_K(x)$ . Now from Fig. 3a, we see that the following equation holds:  $E_K(\tau L_{\text{top}} \oplus M_1) = C_1 \oplus \tau L_{\text{bot}}$ , therefore  $E_K(x) = C_1 \oplus \tau L_{\text{bot}}$ . If  $M_1$  was the last message block, however, we would need the encryption  $S = E_K(|M|)$ . Therefore we have to extend the auxiliary message for the block cipher queries by one block, yielding the following:

**Observation 3 (Querying POET's block cipher).** *Knowing  $L_{\text{top}}$ ,  $L_{\text{bot}}$  and  $\tau$  enables us to query POET's internal block cipher without the knowledge of its secret key  $K$ . To compute  $E_K(x)$  for arbitrary  $x$ , we form a two-block auxiliary message  $M'_1 = (x \oplus \tau L_{\text{top}}, M'_2)$  for arbitrary  $M'_2$  and obtain its POET encryption*

as  $C'_1, C'_2$ . Computing  $E_K(x) := C'_1 \oplus \tau L_{bot}$  then yields the required block cipher output.

This means that we can produce valid ciphertext blocks  $C_1, \dots, C_{\ell_M}$  and (if necessary) partial tags  $T^\alpha$  for any desired messages, by simply following the POET encryption algorithm using the knowledge of  $L_{top}, L_{bot}, \tau$  and querying POET with the appropriate auxiliary messages whenever we need to execute an encryption  $E_K$ . Note that this also includes the computation of  $S = E_K(|M|)$ .

**Generating the Final Tag.** In order to generate the second part of the tag  $T^\beta$  (see Fig. 3b), which is the full tag  $T$  for integral messages, we use the following procedure.

We know the value of  $X_{\ell_M}$  for our target message  $M$  from the computation of  $C_{\ell_M}$ . If we query the tag for an auxiliary message  $M'$  with the same  $X'_{\ell_{M'}}$ , the tag for  $M'$  will be the valid tag for  $M$  as well, since having  $X'_{\ell_{M'}} = X_{\ell_M}$  means that  $Y'_{\ell_{M'}} = Y_{\ell_M}$  and consequently  $T^{\beta'} = T^\beta$ .

Therefore, we construct an auxiliary one-block message  $M' = (X_{\ell_M} \oplus E_K(|M'|) \oplus \tau L_{top})$  and obtain its tag as  $T'$  (computing the encryption of the one-block message length by querying  $E_K$  as above). By construction  $X'_1 = X_{\ell_M}$ , so  $T'$  is the correct tag for our target message  $M$  as well.

By this, we have computed valid ciphertext blocks and tag for an arbitrary message  $M$  by only querying some one- or two-block auxiliary messages. This constitutes a universal forgery.

We finish by noting that in case a one- or two-block universal forgery is requested, we artificially extend our auxiliary messages in either the final tag generation (for one-block targets) or the block cipher queries (for two-block messages) with one arbitrary block to avoid having queried the target message as one of our auxiliary message queries.

### 7.3 Further Forgery Strategies

Since the universal forgery of the previous section relies on having a weak key  $L_{top}$  with an order smaller than the maximum message length for recovering  $\tau$ , we describe two further forgery strategies that are valid for any weak key, regardless of its order. We also show how the knowledge of  $\tau$  enables us to recover the secret value  $L$ . This will enable us to make universal forgeries on POET within the nonce-respecting adversary model. In other words, recovering the secret value  $L$  means that we will be able to process the header (associated data and nonce) and generate a new  $\tau$  and consequently have a total control over the POET scheme. Due to the space limitation, all these further forgery attacks are given in the full version [2] of this paper.

## 8 Conclusion

Polynomial hashing is used in a large number of MAC and AE schemes to derive authentication tags, including the widely deployed and standardized GCM, and

recent nonce misuse-resistant proposals such as POET, Julius, and COBRA. While a substantial number of works has pointed out weaknesses stemming from its algebraic structure [10, 15, 20], a crucial part of the proposed attacks, the construction of appropriate forgery polynomials, had not been satisfactorily addressed.

In this paper, we deal with this open problem of polynomial construction and selection in forgery and key recovery attacks on such schemes. We describe explicit constructions of such forgery polynomials with controlled sets of roots that have the additional advantage of being very sparse. Based upon this, we propose two strategies to achieve complete disjoint coverage of the key space by means of such polynomials, again in an explicit and efficiently computable construction. We also saw that this yields an improved strategy for key recovery in such attacks.

We then apply our framework to GCM in the weak-key model and describe, to the best of our knowledge, the first universal forgeries without nonce reuse. We also describe such universal forgeries for the recent AE schemes POET, Julius, and COBRA.

## A Appendix: Forgery Polynomial Suggestions for GCM and POET

In this appendix we give some examples of polynomials whose roots form a linear subspace  $V_d$  of  $\mathbb{F}_{2^{128}}$  of dimension  $d$  for  $d = 31$  and  $d = 61$ . As vector space  $V_d$  we have chosen the space spanned by the elements  $1, \gamma, \dots, \gamma^{d-1}$ , with  $\gamma$  a primitive element of  $\mathbb{F}_{2^{128}}$  satisfying  $\gamma^{128} = \gamma^7 + \gamma^2 + \gamma + 1$ . The calculated polynomial will have the form  $c_{d+1}X^{2^d} + c_dX^{2^{d-1}} + \dots + c_1X^{2^0}$  and it is sufficient to simply state the coefficients  $c_i$ , which can be expressed in the form  $a^{e_i}$  with  $0 \leq e_i \leq 2^{128} - 2$ . To save space we only list the exponents  $e_i$  for each polynomial in the following tables.

### A.1 Forgery Polynomial with Degree $2^{31}$ for Attacking GCM

For  $d = 31$ , one obtains the following coefficients:

**Table 1.** The table shows the coefficients of the forgery polynomial  $q(X) = p_V(X)$  for attacking GCM

$i$	$e_i$
1	5766136470989878973942162593394430677
2	88640585123887860771282360281650849369
3	228467699759147933517306066079059941262
4	60870920642211311860125058878376239967
5	69981393859668264373786090851403919597
6	255459844209463555435845538974500206397
7	263576500668765237830541241929740306586
8	37167015149451472008716003077656492621
9	58043277378748107723324135119415484405
10	321767455835401530567257366419614234023
11	45033888451450737621429712394846444657
12	2584259850863098031223357832308421510564
13	105831989526232747717837668269825340779
14	267464360177071876386745024557199320756
15	280644372754658909872880662034708629284
16	105000326856250697615431403289357708609
17	45825818359460611542283225368908192857
18	82845961308169259876601267127459416989
19	44217989936194208472522353821220861115
20	69062943960552309089842983129403174217
21	268462019404836089359334939776220681511
22	30001648942113240212113555293749765514
23	66973854382487997736546203881056449
24	127958856468256956044189872000451203235
25	27716223867823996583521968314331884400
26	134662498954166373112542807113066342554
27	219278415175240762588240883266619436470
28	216197476010311230105259534730909158682
29	281783005767613667130380044536264251829
30	18148313163977656403198412151415404929
31	38384836687611426333051602240884584792
32	0

**Table 2.** The table shows the coefficients of the forgery polynomial  $q(X) = p_V(X)$  for attacking POET

$i$	$e_i$	$i$	$e_i$
1	20526963135026773119771529419991247327	32	109604555581389038896555752982244394616
2	264546851691026540251722618719245777504	33	119482829110451460647031381779266776526
3	79279732305833474902893647967721594921	34	16525978586103801312499481664434448967
4	32571255585908542291537560181869632351	35	1554434025877074805554463483687134293
5	28114083879843420358932488547561249913	36	86982184438730045821274025831061961430
6	271147943451442547572675283203493325775	37	104870645496065737272877350967826010844
7	33525520823733252020392488407731432338	38	56281281579002318337037919356127105369
8	6718016882907633170860567569329895273	39	10066851898283792847187058774049983141
9	255889065981883867903019621991013125435	40	93687920075554812358890244898088345449
10	49457687721601463712640189217755474230	41	69832672900303432248401753658262533506
11	311579005442569730277030755228683616807	42	246360754285298743574294101515912517720
12	227984510405461964893924913268809066393	43	89567893601904271767461459448076404968
13	32466095304511832823538900161997992161	44	337681726780870315172220356080972321854
14	101370059745789285127519397790494215441	45	2103175470043023776242743484406909470178
15	33584077837142047555650075244373419708	46	15857432113301014553480286116508762091
16	31458849980267201461747347071710907523	47	291559826228649927512447763293001897434
17	339477818976914242962960654286547702007	48	15635124331244231609760952717791457746
18	267056244491330957618685443721979120206	49	196562458398036090488379086660199368109
19	115274327651619347046091793992432007152	50	308779188958300135859037769338975723488
20	309606471838332610868454369483105904888	51	311961723579011854596575128443762996985
21	31472831963470543380493543496732929763	52	15350538649696850323974564044760550270
22	1913325955971934246262323023056378009	53	266880473479137458264080346617303001899
23	189553913431309255614514163550670075672	54	325361660912502344542873376867973198476
24	224617322052671248319257827067474740867	55	756486261013747940931754916332043285057
25	63041230306788032973111445330070515652	56	122904035765598179315104311504496672627
26	2215766062712535415350739375040337239	57	240654849065616783877381099532333510366
27	291799035400628920245045188573741192	58	71774746460316463981542974558280671865
28	290489624437950764499707232619770186293	59	318833970371431372762935716012099244730
29	26375472650604663998547924060603777000	60	17635199091736187251120870571673004140
30	45160807436167307990689150792052670707	61	227372417807158122619428517134408021585
31	33630881905996630925273701622950425950	62	0

### A.2 Forgery Polynomial with Degree $2^{61}$ for Attacking POET

Similarly for  $d = 61$  one obtains the following coefficients:

Let us denote the found polynomials by  $p_d(X)$  (with  $d = 31$  or  $d = 61$ ). From  $p_d(X)$ , we can obtain a family of  $2^{128-d}$  polynomials whose root sets partition

$\mathbb{F}_2^{128}$ . The polynomials have the form  $p_d(X) + b$ , with  $b \in W_d := \{p_d(a) \mid a \in \mathbb{F}_2^{128}\}$ . Since in the above examples  $V_d$  has basis  $\{1, \gamma, \dots, \gamma^{d-1}\}$  A basis of  $W_d$  is given by  $\{p_d(\gamma^i) \mid d \leq i \leq 127\}$ , making it straightforward to describe all possibilities for  $b$ .

## References

1. CAESAR: Competition for Authenticated Encryption: Security, Applicability, and Robustness, March 2014. <http://competitions.cr.yo.to/caesar.html>
2. Abdelraheem, M.A., Beelen, P., Bogdanov, A., Tischhauser, E.: Twisted Polynomials and Forgery Attacks on GCM. IACR ePrint Archive (2015)
3. Abed, F., Fluhrer, S., Foley, J., Forler, C., List, E., Lucks, S., McGrew, D., Wenzel, J.: The POET Family of On-Line Authenticated Encryption Schemes. Submission to the CAESAR competition, March 2014
4. Andreeva, E., Luykx, A., Mennink, B., Yasuda, K.: COBRA: a parallelizable authenticated online cipher without block cipher inverse. In: Cid, C., Rechberger, C. (eds.) Fast Software Encryption, FSE 2014. LNCS, p. 24. Springer (2014) (to appear)
5. Bahack, L.: Julius: Secure Mode of Operation for Authenticated Encryption Based on ECB and Finite Field Multiplications. Submission to the CAESAR competition, March 2014. <http://competitions.cr.yo.to/round1/juliusv10.pdf>
6. Doworkin, M.: Recommendation for Block Cipher Modes of Operation: Galois/Counter Mode (GCM) and GMAC, November 2007. <http://csrc.nist.gov/publications/nistpubs/800-38D/SP-800-38D.pdf>
7. Ferguson, N.: Authentication weaknesses in GCM. Comments submitted to NIST Modes of Operation Process (2005)
8. Goss, D.: Basic structures of function field arithmetic. *Ergebnisse der Mathematik und ihrer Grenzgebiete (3) [Results in Mathematics and Related Areas (3)]*, vol. 35. Springer, Berlin (1996)
9. Guo, J., Jean, J., Peyrin, T., Lei, W.: Breaking POET Authentication with a Single Query. Cryptology ePrint Archive, Report 2014/197 (2014) <http://eprint.iacr.org/>
10. Handschuh, H., Preneel, B.: Key-recovery attacks on universal hash function based MAC algorithms. In: Wagner, D. (ed.) CRYPTO 2008. LNCS, vol. 5157, pp. 144–161. Springer, Heidelberg (2008)
11. Joux, A.: Authentication Failures in NIST version of GCM. Comments submitted to NIST Modes of Operation Process (2006)
12. McGrew, D., Fluhrer, S., Lucks, S., Forler, C., Wenzel, J., Abed, F., List, E.: Pipelineable on-line encryption. In: Cid, C., Rechberger, C. (eds.) Fast Software Encryption, FSE 2014. LNCS, p. 24. Springer (2014) (to appear)
13. McGrew, D., Viega, J.: The galois/counter mode of operation (gcm). Submission to NIST (2004). <http://csrc.nist.gov/CryptoToolkit/modes/proposedmodes/gcm/gcm-spec.pdf>
14. Nandi, M.: Forging attacks on two authenticated encryptions cobra and poet. Cryptology ePrint Archive, Report 2014/363 (2014). <https://eprint.iacr.org/2014/363>
15. Procter, G., Cid, C.: On weak keys and forgery attacks against polynomial-based MAC schemes. In: Moriai, S. (ed.) FSE 2013. LNCS, vol. 8424, pp. 287–304. Springer, Heidelberg (2014)
16. Procter, G., Cid, C.: On weak keys and forgery attacks against polynomial-based mac schemes. Cryptology ePrint Archive, Report 2013/144 (2013). <http://eprint.iacr.org/>



17. OpenSSL Project. <https://www.openssl.org/>
18. OpenSSL Project. GCM Implementation: crypto/modes/gcm128.c. <https://www.openssl.org/source/> (latest release: April 7, 2014) (openssl-1.0.1g)
19. Rogaway, P.: Evaluation of some blockcipher modes of operation. Evaluation carried out for the Cryptography Research and Evaluation Committees (CRYPTREC) for the Government of Japan (2011)
20. Saarinen, M.-J.O.: Cycling attacks on GCM, GHASH and other polynomial MACs and hashes. In: Canteaut, A. (ed.) FSE 2012. LNCS, vol. 7549, pp. 216–225. Springer, Heidelberg (2012)
21. Wegman, M.N., Carter, J.L.: New hash functions and their use in authentication and set equality. *Journal of Computer and System Sciences* **22**(3), 265–279 (1981)