

Fermentation Condition Optimization for Endophytic Fungus BS002 Isolated from *Sophora Flavescens* by Response Surface Methodology

Na Yu and Lu He

School of Chemical Engineering, University of Science and Technology LiaoNing,
Anshan 114051, China

yuna662007@126.com, 87478@163.com

Abstract. The endophytic fungus BS002 with good effect of disease-resistant has been isolated from the medicinal *Sophora flavescens*. The conditions of the fermentation medium were explored in this paper. On the basis of the single factor experiments, CH_3COONa , potato and glucose were defined to be the main factors by Plackett-Burman Design; Response surface methodology (RSM) with Box-Behnke Design was used to optimize fermentation conditions of endophytic fungi BS002. The optimal conditions are defined as follows: 100 mL in the container 250mL, potato 246.47 g/L, glucose 27.81 g/L, CH_3COONa 1.95 g/L, concentration of fungus 10^7 cfu/ml, temperature 25 °C, yeast extract 1.0 g/L, speed 150 rpm, fermentation for 4 d, dry weight of mycelium can reach 10.398 g/L.

Keywords: response surface methodology, Plackett-Burman, endophytic fungi, fermentation condition, *Sophora flavescens*.

1 Introduction

Endophytic fungi, which lives within healthy plant tissues or organs, do not bring some diseases to plants and the whole or part of the life cycle exists in the plant [1-3]. Studies have shown that, many endophytic fungi were isolated from plant roots, stems, leaves, etc. Part endophytic fungi can produce the same or similar pharmaceutically active ingredients with the host[4,5]. Medicinal plant *Sophora* with functions of heat-clearing, detoxifying, eyesight-improving, diuretic, rheumatism removing, desinsection, etc. is the dried root of plant, it is cold, bitter, affecting the heart, spleen, kidney. Matrine and flavonoids are contained in *Sophora*, and have better pharmacologically active and medicinal value[6-9]. Endophytic fungus BS002 strain was isolated from *Sophora* seeds. The test proved strong antifungal activities against the growth of *Botryosphaeria berengriana* f.sp. *piricola*, *Physalospora piricola*, *Cladosporium cucumerinum* Ell. Arthur., *Fusarium oxysporum* f.sp. *cucumerinum*, *Fusarium moniliforme*, etc. The inhibition to *physalospora piricola* was the biggest with the antibacterial diameter of 45 mm.

RSM with Design expert 8.0 was used to optimize fermentation conditions of the endophytic fungus BS002. Optimal response can be analyzed and obtained by the significant factors were considered the independent variables and the mycelium dry weight was considered the response value. The design method was showed (Table 2).

Table 2. Level of response surface methodology experiment factors

Level	X ₁ : CH ₃ COONa(g/L)	X ₂ : glucose(g/L)	X ₃ : potato(g/L)
-1	1.5	20	200
0	1.88	25	250
+1	2.25	30	300

The mycelium was collected, washed with deionized water three times, and dried in vacuum oven to constant weight at 150°C to obtain the biomass of each group(formula 1.).

$$\text{biomass (g/L)} = \text{dry cell weight (g)}/\text{fermentati on(L)} \quad (\text{formula 1.})$$

3 Results and Discussion

3.1 The Results of Plackett-Burman Design Test

The results of Plackett-Burman Design are shown in Table 3.

Table 3. Levels and effects of variables

NO.	Factors	level		Estimate	t-Value	P-Value	Rank
		-1	1				
1	inoculative dose(cfu/mL)			-0.055	-0.417	0.704	8
2	medium volume(mL)	80	120	-0.010	-1.167	0.328	6
3	speed(rpm)	120	180	0.013	2.374	0.098	4
4	CH ₃ COONa(g/L)	1.5	2.25	2.847	6.443	0.008	1
5	temperature(°C)	22	33	0.025	0.754	0.505	7
6	potato (g/L)	200	300	0.012	3.521	0.039	3
7	glucose(g/L)	20	30	0.180	5.442	0.012	2
8	yeast extract(g/L)	0.8	1.2	1.242	1.449	0.231	5

According to the Plackett-Burman test, CH₃COONa, potato, glucose were proved to be significant factors. p-values were less than 0.05, and the order: CH₃COONa > glucose > potato. Inoculative dose and medium volume had negative effect on experimental results, that Estimate < 0; the other six factors had positive effect, that Estimate > 0. Three significant factors would be the basis of the following experiments. According to the single factor experiment results, inoculative dose 10⁷ cfu/mL, medium volume 100 mL/250 mL erlenmeyer flask, speed 150 rpm, temperature 25 °C, yeast extract 1 g/L.

3.2 The Results of RSM

The test results are shown in Table 4. and Table 5.

Table 4. Experimental design and result of response surface methodology as N=17

No.	CH ₃ COONa (g/L)	glucose (g/L)	potato (g/L)	biomass (g/L)
1	1	-1	0	6.898
2	0	-1	1	5.385
3	0	0	0	9.953
4	0	0	0	8.638
5	0	1	1	9.160
6	1	1	0	9.270
7	-1	1	0	8.980
8	0	-1	-1	5.840
9	0	1	-1	8.858
10	-1	0	-1	7.390
11	0	0	0	10.178
12	0	0	0	9.725
13	1	0	1	7.630
14	-1	0	1	7.890
15	0	0	0	9.770
16	-1	-1	0	5.520
17	1	0	-1	9.120

The maths model (this test response value Y from the encoded variables A, B, C) was set up based on the above data by quadratic regression analysis with Design expert 8.0.6 : $Y=9.65+0.39A +1.58B - 0.14C-0.27AB-0.50AC+0.19BC-0.64A^2 - 1.34B^2- C^2$.

Table 5. Analysis of variance for response surface methodology model

Source	Sum of Square	DF	MeanSquare	F-value	Pr > F	Significance
Model	37.71	9	4.19	18.08	0.0005	significant
A: CH ₃ COONa	1.23	1	1.23	5.31	0.0546	
B: glucose	19.92	1	19.92	85.95	< 0.0001	**
C: potato	0.16	1	0.16	0.7	0.4290	
A.B	0.30	1	0.30	1.28	0.2957	
A.C	0.99	1	0.99	4.270	0.0776	
B.C	0.14	1	0.14	0.62	0.4576	
A ²	1.75	1	1.75	7.55	0.0286	*
B ²	7.57	1	7.57	32.68	0.0007	**
C ²	4.22	1	4.22	18.19	0.0037	**
Lack of fit	0.21	3	0.069	0.20	0.8942	not significant
Pure Error	1.41	4	0.35	-	-	
Residuals	1.62	7	0.23	-	-	
Cor Total	39.33	16	-	-	-	
R-Squared			AdjR- Squared			
0.9587			0.9057			

Note: * represents significant; ** represents very significant.

According to analysis of variance, there are significant differences on the biomass between one degree term and quadratic term, in other words, there was no simple linear relationship between experimental factors and response. The model coefficients for each variable are also shown in Table 5. and F-value and P-value were employed to check the significance of each coefficient of the model. Correlation coefficient of the regression equation R^2 (R-Squared) = 95.87%, it showed that experimental data sufficiently were fitted to the model in the case of significant level $\alpha = 0.01$ and 90.57% data response to the biomass depended on the selected three significant variables. Pr > F term represents the probability is greater than F, lack of fit was 0.8942, not significant, indicating that the equation was adequate for predicting biomass under all conditions, this proved that the model was selected appropriately.

The relationship between the response and experimental data of each variable can be demonstrated by three-dimensional response surface plots which represented the regression equation mentioned above (shown in Fig. 1-4). According to the analysis by the Design-expert 8.0.6, the optimal values of the three key variables for biomass of lipid fermentation of the endophytic fungus BS002 were crystalline sodium acetate 1.95 g/L, glucose 27.81 g/L, potato 246.47 g/L, respectively.

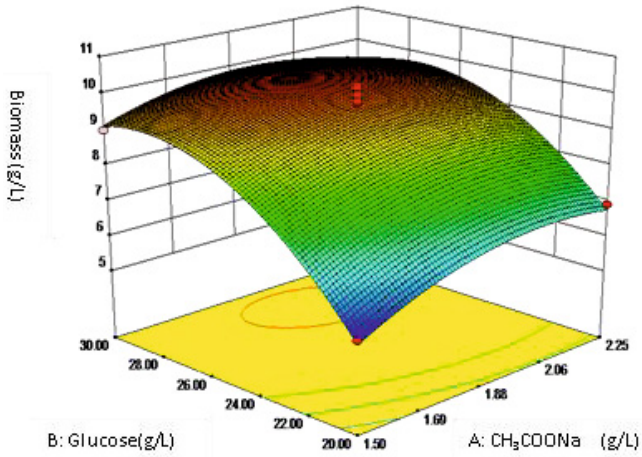


Fig. 1. Response surface figure of regression equation of biomass VS CH₃COONa and glucose

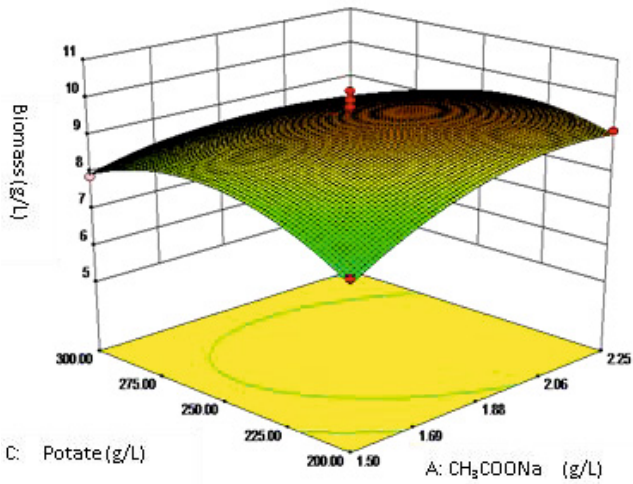


Fig. 2. Response surface figure of regression equation of biomass VS CH₃COONa and potato

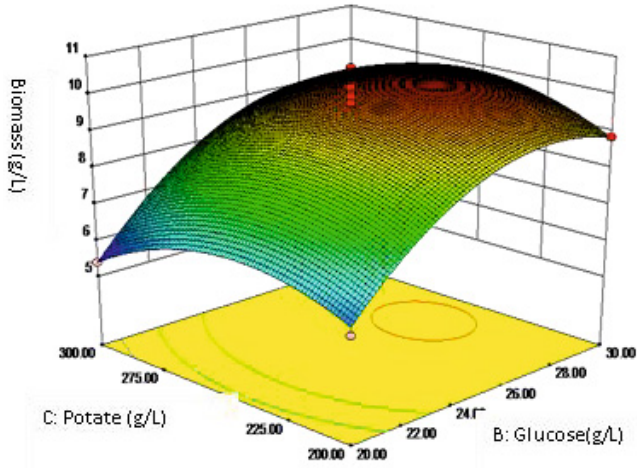


Fig. 3. Response surface figure of regression equation of biomass VS potato and glucose

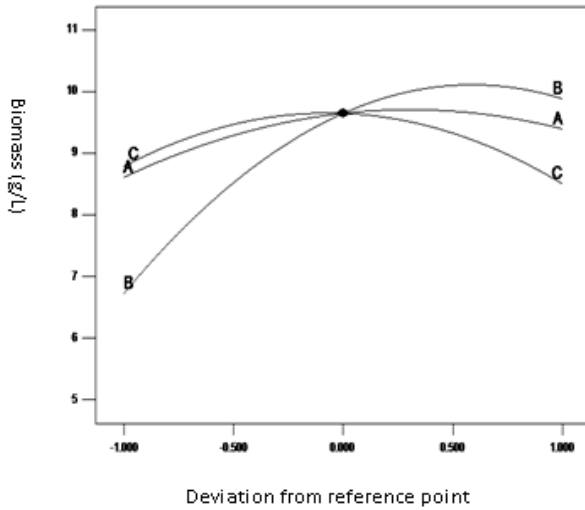


Fig. 4. Binary regression curve of biomass VS concentration of CH_3COONa , potato and glucose

According to the response surface analysis charts, the biomass of endophytic fungus BS002 increased at first and then decreased with the increase in the value of any two parameters.

4 Conclusions

The test by RSM for fermentation condition optimization of endophytic fungus BS002 isolated from *Sophora flavescens* proved that cell dry weight 10.398 g / L on the base of optimized conditions was obtained, and it was increased by 29% compared with 8.062 g / L on the basic of medium, error was only 2.5%, compared to predicted values 10.1429 g / L. It was indicated that the optimal medium combination has important practical applications after the verification test.

Significant effects from liquid fermentation medium composition of endophytic fungus BS002 to cell dry weight were derived in the test. Mathematical model of three significant factors(CH₃COONa, potato, glucose) and biomass was established by RSM using the results of Plackett-Burman Design test. Regression effect of model was significant, it can predict the optimal conditions of the liquid fermentation. The optimal conditions are defined as follows: 100 mL in the container 250 mL, potato 246.47 g/L, glucose 27.81 g/L, CH₃COONa 1.95 g/L, concentration of fungus 10⁷ cfu/ml, temperature 25 °C, yeast extract 1.0 g/L, speed 150 rpm, fermentation for 4 d.

The applications of RSM are gradually widespread at home and abroad, RSM has been extensively applied in the optimization of medium composition, fermentation conditions and food manufacturing processes. It was reported that sulphuric acid-treated sugar cane bagasse hydrolysate can be efficiently used for the cell growth and lipid accumulation of *T. fermentans*, and it represented a 32.8% improvement in the lipid concentration and a 21.4% increase in the lipid coefficient by RSM[17]. The production of α -amylase by *Aspergillus oryzae* had about 20% increase by RSM for optimizing process parameters[21]. RSM applied in liquid fermentation conditions of endophytic fungus BS002, reduced the workload, and also obtained a better result. A certain foundation to go for separation and purification of the active substance and structure identification is laid.

References

1. Li, X., Yao, Y., Sun, G., et al.: Chemical Constituents from Marine-derived Fungus of *Penicillium* sp. *Natural Product Research and Development* 19, 804–806 (2007)
2. Regina, M., dos Santos, G., Edson, R.-F., et al.: Endophytic fungi from *Melia azedarach*. *World Journal of Microbiology & Biotechnology* 19, 767–770 (2003)
3. He, L., Liu, N., Wang, Y., et al.: Isolation an antimicrobial action of endophytic fungi from *sophora flavescens* and effects on microorganism circumstances in soil. *Procedia Environmental Sciences* 18, 264–270 (2013)
4. He, L., Ji, M.: *Shenyang Agricultural University*, Shenyang (2012)
5. Kui, S.: Advances of Research on the Endophytic Fungus Resources of Medicine Plants. *Science and Technology of Qinghai Agriculture and Forestry* (1), 26–28 (2010)
6. Jianqiu, S., Liangdong, G., Wei, Z., et al.: Research Advances in the Diversities of Endophytic Fungi in Medicinal Plants and Their Bioactive Ingredients. *Acta. Bot. Boreal. –Occident. Sin.* 26(7), 1505–1519 (2006)

7. Lai, J., He, X., Jiang, Y., et al.: Preparative separation and determination of matrine from the Chinese medicinal plant *sophora flavescens* Ait. by molecularly imprinted solid-phase extraction. *Anal. Bioanal. Chem.* 375(2), 264 (2003)
8. Hongli, Z., Yuejin, Z., Chongxue, H., et al.: Advances in the research on bioactivity of *Sophora flavescens*. *Jour. of Northwest Sci-Tech Univ. of Agri. and For.* 32(5), 31–36 (2004)
9. Xiaowei, Z., Jinrong, B., Ren, B.: Progress on the anti-tumor activities of matrine and oxymatrine. *Chemical Reagents* 32(1), 32–36 (2010)
10. Zhijie, C., Yongbin, H., Chang, S., et al.: Application of Plackett-Burman Design for Determining Key Factors on Mycelium Growth and Extracellular Polysaccharides Excretion of *Ganoderma lucidum*. *Food Science* 26(12), 115–118 (2005)
11. Bi, J., Lu, L., Qin, Y., et al.: Screening of Main Component in the Medium impacting the Ability of the Zinc-richening *Ganoderma lucidum* with the Method of Plackett-Burman Design. *Journal of Anhui Agri. Sci.* 38(10), 5335–5337 (2010)
12. Guo, Z., Lu, J., Dai, D., et al.: Optimization of Biodegradation Of Dibenzothiophene Using Response Surface Methodology. *Transactions of Beijing Institute of Technology* 32(1), 106–110 (2012)
13. Li, J., Zang, J., Xiao, L., et al.: Optimization of the Extraction Conditions of Celery Flavonoids by Response Surface Methodology. *Journal of Anhui Agri. Sci.* 40(5), 2687–2689 (2012)
14. Xia, B., Kang, J., Su, B., et al.: Response Surface Optimization of *R. Palustris* Fermentation. *Food and Fermentation Technology* 46(158), 29–35 (2010)
15. Chen, H., Yang, C., Wu, W., et al.: Optimization of the Fermentation Conditions of the Endophytic Fungus Hd3. *Journal of Southwest China Normal University* 36(1), 148–153 (2011)
16. Ambat, P., Ayyanna, C.: Optimizing Medium Constituents and Fermentation Conditions for Citric Acid Production from Palmyrajaggery Using Response Surface Methods. *World J. Microbiol. & Biotechnol.* (17), 331–335 (2001)
17. Huang, C., Wu, H., Li, R., et al.: Improving lipid production from bagasse hydrolysate with *Trichosporon fermentans* by response surface methodology. *New Biotechnology* 29(3), 373–378 (2012)
18. Jingwen, Z., Jilin, D., Ruiling, S.: The application of rye non-starch polysaccharides gel in sausage. *China Brewing* 31(8), 77–81 (2012)
19. Dai, W., Cheng, L., Tao, W.: Application of Response Surface Methodology in Optimization of Precursors for Taxol Production by *Fusarium mairei* K178. *China Biotechnology* 27(11), 66–72 (2007)
20. Qi, B., He, L., Liu, N., et al.: Fermentation Condition Optimization for Endophytic Fungi BS003 of *Sophora Flavescens* Using Response Surface Methodology. *Acta Agriculturae Boreali-Occidentalis Sinica* 21(9), 174–178 (2012)
21. Francis, F., Sabu, A., Madhavan Nampoothiri, K., et al.: Use of response surface methodology for optimizing process parameters for the production of α -amylase by *Aspergillus oryzae*. *Biochemical Engineering Journal* (15), 107–115 (2003)