






Where is My URI?

Andre Valdestilhas¹(✉) , Tommaso Soru¹ , Markus Nentwig² ,
Edgard Marx³, Muhammad Saleem¹, and Axel-Cyrille Ngonga Ngomo⁴

¹ AKSW Group, University of Leipzig, Leipzig, Germany
{valdestilhas,tsoru,saleem}@informatik.uni-leipzig.de

² Database Group, University of Leipzig, Leipzig, Germany
nentwig@informatik.uni-leipzig.de

³ Leipzig University of Applied Sciences, Leipzig, Germany
edgard.marx@htwk-leipzig.de

⁴ Data Science Group, Paderborn University, Paderborn, Germany
axel.ngonga@upb.de

Abstract. One of the Semantic Web foundations is the possibility to dereference URIs to let applications negotiate their semantic content. However, this exploitation is often infeasible as the availability of such information depends on the reliability of networks, services, and human factors. Moreover, it has been shown that around 90% of the information published as Linked Open Data is available as data dumps and more than 60% of endpoints are offline. To this end, we propose a Web service called *Where is my URI?*. Our service aims at indexing URIs and their use in order to let Linked Data consumers find the respective RDF data source, in case such information cannot be retrieved from the URI alone. We rank the corresponding datasets by following the rationale upon which a dataset contributes to the definition of a URI proportionally to the number of literals. We finally describe potential use-cases of applications that can immediately benefit from our simple yet useful service.

Keywords: Link discovery · Linked data · Endpoints · URI
Dereferencing

Resource type: Web Service Index

Permanent URL: <https://w3id.org/where-is-my-uri/>.

1 Introduction

In the Web of Data, applications such as Link Discovery or Data Integration frameworks need to know where a specific URI is located. However, due to decentralized architecture of the Web of data, reliability and availability of Linked Data services, locating such URIs is not a trivial task. Locating the URIs from a well-known data dump might be easy. For example, it is trivial to know that the URI <http://dbpedia.org/resource/Leipzig> belongs to the DBpedia dataset.

However, locating the dataset where the URI <http://citeseer.rkbexplorer.com/id/resource-CS116606> was first defined is a time-consuming task. Consequently, this can greatly affect the scalable and time-efficient deployment of many Semantic Web applications such as link discovery, Linked Data enrichment, and federated query processing. On the other hand, such provenance information about URIs can lead to regenerate and validate the links across datasets.

The availability of the current available services to provide such information is unfortunately one of the key issues in Semantic Web and Linked Data. It has been shown that around 90% of the information published as Linked Open Data is available as data dumps only and more than 60% of endpoints are offline [14]. The availability problem is mostly due to cost associated with storing and providing querying services.

To this end, we propose *Where is my URI?* (WIMU), a low-cost Semantic Web service to determine the RDF data source of URIs along with their use. We also rank the data sources in case a single URI is provided by multiple data sources. The ranking is based-on a scoring function. Currently, our service processed more than 58 billion unique triples from more than 660,000 datasets obtained from LODStats [1] and LOD Laundromat [2]. For each URI, our service provides the corresponding datasets and the number of literals in the datasets having this URI. The service is both available from a web interface as well as can be queried from a client application using the standard HTTP protocol. We believe our service can be used in multiple Linked Data related problems such as devising fast link discovery frameworks, efficient source selection, and distributed query processing.

Our main contributions are as follows:

- We provide a regularly updated¹ database index of more than 660K datasets from LODStats and LOD Laundromat.
- We provide an efficient, low cost and scalable service on the web that shows which dataset most likely defines a URI.
- We provide various statistics of datasets indexed from LODStats and LOD Laundromat.

The service is available from <https://w3id.org/where-is-my-uri/> under GNU Affero public license 3.0 and the source code is available online².

The rest of the paper is organized as follows: We first provide a brief overview of the state-of-the-art. We then discuss the proposed approach in detail, including the index creation, the web interface, and the data processing. We finally present our evaluation results and conclude.

2 Related Work

The work presented in [4] shows how to set up a Linked Data repository called *DataTank* and publish data as turtle files or through a SPARQL endpoint. The

¹ Updated monthly due to the huge size of data processed.

² <https://github.com/dice-group/wimu>.

difference with WIMU is that we provide a RESTful service instead of a setup to configure a Linked Data repository.

The work in [7] is based on an approach developed for the *3store* RDF triple store and describes a technique for indexing RDF documents allowing the rank and retrieval of their contents. Their index contained 10^7 triples, which was remarkable for the early years of the Semantic Web. Moreover, their system is not available for tests anymore. A similar point here is that the authors claim that for a given URI from an RDF document, the system will retrieve the URLs of documents containing that URI.

In the approach called LOD-A-LOT [5] which is a queryable dump file of the LOD Cloud³, there are some differences with WIMU. The first, it is not possible to know the provenance of the URI in order to know which dataset the URI was defined. They provide a huge dump file⁴ containing all the data from LOD Laundromat⁵. LOD Laundromat itself provides an endpoint to an inverted index of their data⁶. However, finding the original document a URI was defined in is not trivial, as the returned metadata only describe the datasets themselves [2]. Moreover, as the primary aim of LOD Laundromat is to “clean” Linked Data, most dumps are possibly not continuously monitored, once cleaned.

Comparing with all the approaches above, the main advantage of WIMU is that the datasets a URI likely belongs to are ranked using a score. Our index has also a larger coverage, as it includes data from the two largest Linked Data hubs, i.e., LODStats [1] and LOD Laundromat [2], and the most updated SPARQL endpoints. Finally, WIMU is able to process RDF files containing more than one URI at the same time⁷.

3 The Approach

WIMU uses the number of literals as a heuristic to identify the dataset which most likely defines a URI. The intuition behind this can be explained in two points: (1) Literal values are the raw data that can disambiguate a URI node in the most direct way and (2) The Semantic Web architecture expects that datasets reusing a URI only refer to it without defining more literal values. One more reason for point (1) is that: it is straightforward to understand whether two literal values are different, whereas disambiguating URIs usually requires more effort.

We store the collected data in an Apache Lucene⁸ index. Due to runtime performance and complexity reasons, we found that storing the information into

³ <http://lod-cloud.net/>.

⁴ A HDT file with more than 500 GB which requires more than 16 GB RAM to process.

⁵ <http://lodlaundromat.org/>.

⁶ <http://index.lodlaundromat.org/>.

⁷ For example: <https://w3id.org/where-is-my-uri/Find?link=http://www.linklion.org/download/mapping/citeseer.rkbexplorer.com--ibm.rkbexplorer.com.nt>.

⁸ <https://lucene.apache.org/>.

Lucene was more convenient than a traditional triple store such as Virtuoso⁹. The rationale behind this choice is that a tuple such as $(URI, Dataset, Score)$ would be expressed using at least three triples; for instance:

```
:R001 :hasURI :URI001
:R001 :hasDataset :Dataset001
:R001 :hasScore "20"^^http://www.w3.org/2001/XMLSchema#Integer
```

where `:R001` is an index record URI. Therefore, materializing all records would have substantially increased the space complexity of our index.

3.1 The Index Creation

The index creation, the core of our work, is shown in Fig. 1 and consists in the following four steps:

1. Retrieve list of datasets from sources (i.e., LOD Stats and LOD Laundromat).
2. Retrieve data from datasets (i.e., dump files, endpoints, and HDT files).
3. Build three indexes from dump files, endpoints, and HDT files.
4. Merge the indexes into one.
5. Make the index available and browsable via a web application and an API service.




Fig. 1. Creation workflow of the WIMU index.

For each processed dataset, we keep its URI as provenance. After we have downloaded and extracted a dump file, we process it by counting the literals as objects for each subject. For endpoints and HDT files, we use a SPARQL query:

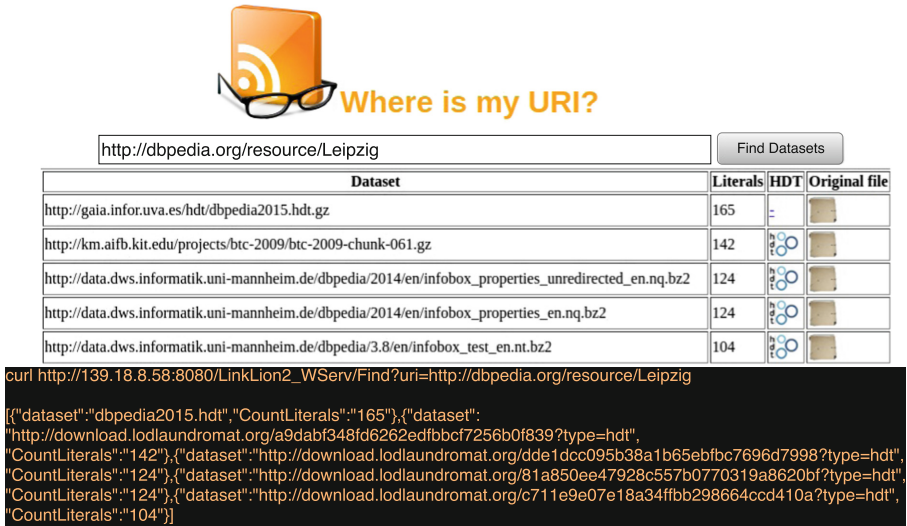
```
SELECT ?s (count(?o) as ?c) WHERE {
  ?s [] ?o . FILTER(isliteral(?o))
} GROUP BY ?s
```


We process the data in parallel, distributing the datasets among the CPUs. If a dataset is too large for a CPU, we split it into smaller chunks. To preserve space, dump files are deleted after being processed. The index was generated using an Intel Xeon Core i7 processor with 64 cores, 128 GB RAM on an Ubuntu 14.04.5 LTS with Java SE Development Kit 8.







⁹ <https://virtuoso.openlinksw.com/>.

3.2 The Web Interface and the API Service

In order to simplify the access to our service, we create a web interface where it is possible to visualize all the data from the service, as Fig. 2 shows.



 **Where is my URI?**

Dataset	Literals	HDT	Original file
http://gaia.infor.uva.es/hdt/dbpedia2015.hdt.gz	165	-	
http://km.aifb.kit.edu/projects/btc-2009/btc-2009-chunk-061.gz	142		
http://data.dws.informatik.uni-mannheim.de/dbpedia/2014/en/infobox_properties_unredirected_en.nq.bz2	124		
http://data.dws.informatik.uni-mannheim.de/dbpedia/2014/en/infobox_properties_en.nq.bz2	124		
http://data.dws.informatik.uni-mannheim.de/dbpedia/3.8/en/infobox_test_en.nt.bz2	104		

```

curl http://139.18.8.58:8080/LinkLion2_WServ/Find?url=http://dbpedia.org/resource/Leipzig
[{"dataset":"dbpedia2015.hdt","CountLiterals":"165"}, {"dataset":
"http://download.lodlaundromat.org/a9dabf348fd6262edfbcf7256b0f839?type=hdt",
"CountLiterals":"142"}, {"dataset":"http://download.lodlaundromat.org/dde1dcc095b38a1b65ebfbc7696d7998?type=hdt",
"CountLiterals":"124"}, {"dataset":"http://download.lodlaundromat.org/81a850ee47928c557b0770319a8620bf?type=hdt",
"CountLiterals":"124"}, {"dataset":"http://download.lodlaundromat.org/c711e9e07e18a34ffb298664ccd410a?type=hdt",
"CountLiterals":"104"}]

```

Fig. 2. Web interface.

The web interface allows the user to query a URI and see the results in a HTML web browser; the API service allows the user to work with an output in JSON format. In Fig. 2, we can see an example of usage of the service, where WIMU is requested for the dataset in which the URI `dbpedia:Leipzig` was defined. Figure 4 shows the generic usage of WIMU.

4 Use Cases

In this section, we present three use-cases to show that our hypothesis works on the proposed tasks.

4.1 Data Quality in Link Repositories

The first use-case is about quality assurance in a link repository by re-applying link discovery algorithms on the stored links. This task concerns important steps of the Linked Data Lifecycle, in particular *Data Interlinking* and *Quality*. Link repositories contain sets of links that connect resources belonging to different datasets. Unfortunately, the subject and the object URIs of a link often do not

have metadata available, hence their Concise Bounded Descriptions (CBDs) are hard to obtain. In Sect. 4.1, $(D_1, \dots, D_n | x) : D_n$ represent the datasets and x is the quantity of literals. The **input** for our service in this use-case is S ; the **output** is $\{(D_1, 3), (D_2, 1), (D_3, 2)\}$, where D_1 most likely defines S due to the highest number of literal. In the same way, the dataset that most likely defines T is D_4 with 7 literals. Once we have this information, the entire CBD of the two resources S and T can be extracted and a Link Discovery algorithm can check whether the `owl:sameAs` link among them should subsist (Fig. 3).

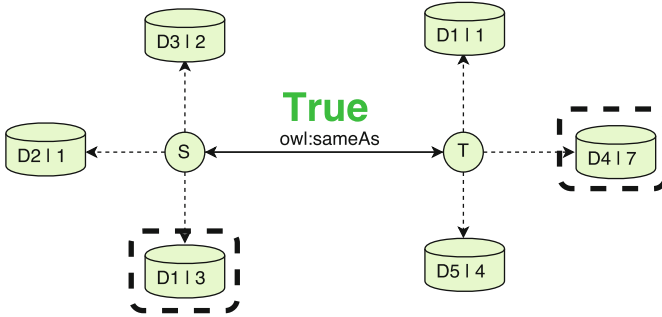


Fig. 3. First use-case.

4.2 Finding Class Axioms for Link Discovery

A class axiom is needed by the link discovery algorithm to reduce the number of comparisons. Here, the aim is to find two class axioms for each mapping in the link repository.

To this end, we use real data including a mapping¹⁰ from the LinkLion repository [9] between <http://citeseer.rkbexplorer.com/id/resource-CS65161> (S) and <http://citeseer.rkbexplorer.com/id/resource-CS65161> (T). Our service shows that S was defined in four datasets, whereas the dataset with more literals was <http://km.aifb.kit.edu/projects/btc-2009/btc-2009-chunk-039.gz>¹¹. Thus, we can deduce where the URI S was most likely defined. Knowing the datasets allows us to extract the axioms of the classes our URIs belong to. The techniques to decrease the complexity vary from choosing the most specific class to using an ontology learning tool such as DL-Learner [8].

¹⁰ <http://www.linklion.org/download/mapping/citeseer.rkbexplorer.com---ibm.rkbexplorer.com.nt>.

¹¹ Also available in HDT file from <http://download.lodlaundromat.org/15b06d92ae660ffdcff9690c3d6f5185?type=hdt>.

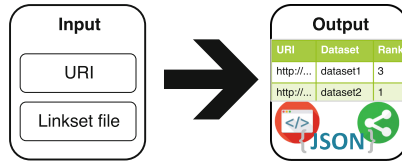


Fig. 4. Usage.

4.3 Federated Query Processing

Federated queries, which aim to collect information from more than one datasets is of central importance for many semantic web and linked data applications [11, 12]. One of the key step in federated query processing is the *source selection*. The goal of the source selection is to find relevant sources (i.e., datasets) for the given user query. In the next step, the federated query processing engine makes use of the source selection information to generate an optimized query execution plan. WIMU can be used by the federated SPARQL engines to find the relevant sources against the individual triple patterns of the given SPARQL query. In particular, our service can be helpful during the source selection and query planning in cost-based SPARQL federation engines such SPLENDID [6], SemaGrow [3], HiBISCuS [13], CostFed [10], etc.

4.4 Usage Examples

The service API provides a JSON as output, allowing users to use WIMU with some programming language compatible with JSON. Here we give examples, for more details please check the manual¹².

Service: <https://w3id.org/where-is-my-uri/Find>.

Parameters Table 1:

Table 1. Parameters

Parameter	Default	Description
Top	0	Top occurrences of the datasets where the URI was defined
URI	-	URI expected to search

Input (Single URI example):

<https://w3id.org/where-is-my-uri/Find?top=5&uri=http://dbpedia.org/resource/Leipzig>.

¹² More examples such as many URIs, linksets, and generation of Concise Bounded Description (CBD) check <https://dice-group.github.io/wimu/>.

Output:

```
[
  {
    "dataset":
    "http://downloads.dbpedia.org/2016-10/core-i18n/en/infobox_properties_en.ttl.bz2",
    "CountLiteral": "236"
  },
  {
    "dataset": "http://gaia.infor.uva.es/hdt/dbpedia2015.hdt.gz",
    "CountLiteral": "165"
  },
  {
    "dataset":
    "http://download.lodlaundromat.org/a9dabf348fd6262edfbbcf7256b0f839?type=hdt",
    "CountLiteral": "142"
  },
  {
    "dataset":
    "http://download.lodlaundromat.org/dde1dcc095b38a1b65ebfbc7696d7998?type=hdt",
    "CountLiteral": "124"
  }
]
```

Java and the API Gson¹³:

```
private void exampleJson() throws Exception {
    String service = "https://w3id.org/where-is-my-uri/Find?uri=";
    String uri = "http://dbpedia.org/resource/Leipzig";
    URL url = new URL(service + uri);
    InputStreamReader reader = new InputStreamReader(url.openStream());
    WIMUDataset wData = new Gson().fromJson(reader, WIMUDataset[].class)[0];
    System.out.println("Dataset:" + wData.getDataset());
    System.out.println("Dataset(HDT):" + wData.getHdt());
}
```

5 Statistics About the Datasets

To the best of our knowledge, LODStats [1] is the only project oriented to monitoring dump files; however, its last update dates back to 2016. Observing Table 2, we are able to say that from LODStats, not all datasets are ready to use. Especially, more than 58% are off-line, 14% are empty datasets, 8% of the triples that have literals as objects are blank nodes and 35% of the online datasets present some error using the Apache Jena parser¹⁴. A large part of those data was processed and cleaned by LOD Laundromat [2].

The algorithm took three days and seven hours to complete the task. Thus, we will create a scheduled job to update our database index once a month. With respect to the information present in the Fig. 5, we can observe that the majority of files from LODStats are in RDF/XML format. Moreover, the endpoints are represented in greater numbers (78.6%), the dominant file format is RDF with 84.1% of the cases, and 56.2% of errors occurred because Apache Jena was not

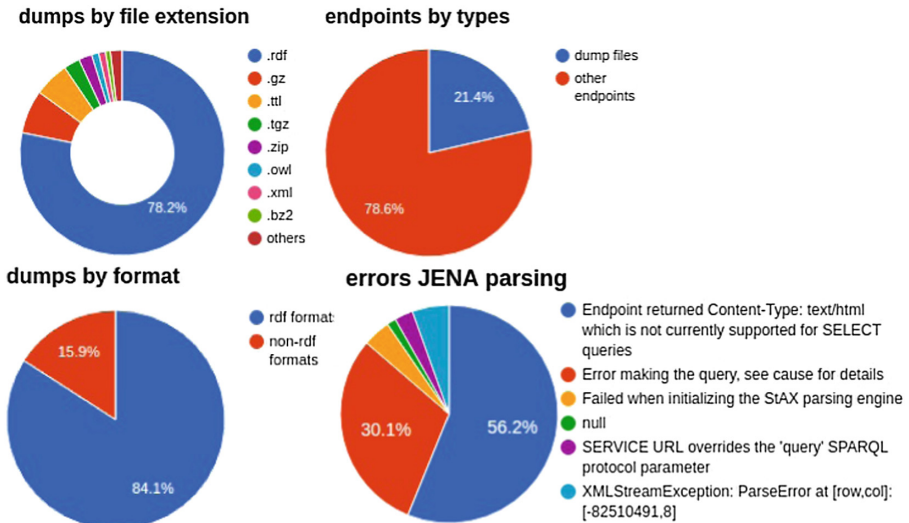
¹³ <https://github.com/google/gson>.

¹⁴ See <https://github.com/dice-group/wimu/blob/master/ErrorJenaParser.tsv>.

Table 2. Datasets.

	LOD laundromat	LODStats	Total
URIs indexed	4,185,133,445	31,121,342	4,216,254,787
Datasets checked	658,206	9,960	668,166
Triples processed	19,891,702,202	38,606,408,854	58,498,111,056

able to perform SPARQL queries. Among the HDT files from LOD Laundromat, 2.3% of them could not be processed due to parsing errors. Another relevant point is that 99.2% of the URIs indexed with WIMU come from LOD Laundromat, due to 69.8% of datasets from LODstats contain parser errors in which WIMU was not able to process the data.

**Fig. 5.** Dump files and Apache Jena parsing error.

Finally, we validated our heuristic assessing if the URI really belongs to the dataset with more literals. To this end, we took a sample of 100 URIs¹⁵ that belong to at least two datasets, where we assess manually the data in order to check if the results are really correct. As a result, the dataset containing the correct information was found as first result in 90% of the URIs and among the top three in 95% of the URIs.

¹⁵ <https://github.com/dice-group/wimu/blob/master/result100.csv>.

6 Conclusion and Future Work

We provide a database index of URIs and their respective datasets built upon large Linked Data hubs such as LODStats and LOD Laundromat. In order to make this data available and easy to use, we developed a semantic web service. For a given URI, it is possible to know the dataset the URI likely was defined in using a heuristic based on the number of literals. We showed two use-cases and carried out a preliminary evaluation to facilitate the understanding of our work. As future work, we will integrate the service into the version 2.0 of the LinkLion repository, so as to perform linkset quality assurance with the application of link discovery algorithms on the stored links.

Acknowledgments. This research has been partially supported by CNPq Brazil under grants No. 201536/2014-5 and H2020 projects SLIPO (GA no. 731581) and HOBBIT (GA no. 688227) as well as the DFG project LinkingLOD (project no. NG 105/3-2), the BMWI Projects SAKE (project no. 01MD15006E) and GEISER (project no. 01MD16014E). Thanks to special help from Ivan Ermilov and Diego Moussallem.

References

1. Auer, S., Demter, J., Martin, M., Lehmann, J.: LODStats – an extensible framework for high-performance dataset analytics. In: ten Teije, A., Völker, J., Handschuh, S., Stuckenschmidt, H., d’Acquin, M., Nikolov, A., Aussenac-Gilles, N., Hernandez, N. (eds.) EKAW 2012. LNCS (LNAI), vol. 7603, pp. 353–362. Springer, Heidelberg (2012). https://doi.org/10.1007/978-3-642-33876-2_31
2. Beek, W., Rietveld, L., Bazoobandi, H.R., Wielemaker, J., Schlobach, S.: LOD laundromat: a uniform way of publishing other people’s dirty data. In: Mika, P., et al. (eds.) ISWC 2014. LNCS, vol. 8796, pp. 213–228. Springer, Cham (2014). https://doi.org/10.1007/978-3-319-11964-9_14
3. Charalambidis, A., Troumpoukis, A., Konstantopoulos, S.: SemaGrow: optimizing federated SPARQL queries. In: Proceedings of the 11th International Conference on Semantic Systems, SEMANTICS 2015, pp. 121–128. ACM, New York (2015)
4. Colpaert, P., Verborgh, R., Mannens, E., Van de Walle, R.: Painless URI dereferencing using the DataTank. In: Presutti, V., Blomqvist, E., Troncy, R., Sack, H., Papadakis, I., Tordai, A. (eds.) ESWC 2014. LNCS, vol. 8798, pp. 304–309. Springer, Cham (2014). https://doi.org/10.1007/978-3-319-11955-7_39
5. Fernández, J.D., Beek, W., Martínez-Prieto, M.A. Arias, M.: LOD-a-lot: A queryable dump of the LOD cloud (2017)
6. Görlitz, O., Staab, S.: SPLENDID: SPARQL endpoint federation exploiting VoID descriptions. In: Hartig, O., Harth, A., Sequeda, J. F. (eds.) 2nd International Workshop on Consuming Linked Data (COLLD 2011) in CEUR Workshop Proceedings, vol. 782, October 2011
7. Harris, S., Gibbins, N., Payne, T.R.: SemIndex: preliminary results from semantic web indexing (2004)
8. Lehmann, J.: DL-Learner: learning concepts in description logics. *J. Mach. Learn. Res.* **10**(Nov), 2639–2642 (2009)

9. Nentwig, M., Soru, T., Ngonga Ngomo, A.-C., Rahm, E.: LinkLion: a link repository for the web of data. In: Presutti, V., Blomqvist, E., Troncy, R., Sack, H., Papadakis, I., Tordai, A. (eds.) ESWC 2014. LNCS, vol. 8798, pp. 439–443. Springer, Cham (2014). https://doi.org/10.1007/978-3-319-11955-7_63
10. Potocki, A., Saleem, M., Soru, T., Hartig, O., Voigt, M., Ngomo, A.-C.N.: Federated SPARQL query processing via CostFed (2017)
11. Saleem, M., Kamdar, M.R., Iqbal, A., Sampath, S., Deus, H.F., Ngomo, A.-C.N.: Big linked cancer data: integrating linked TCGA and PubMed. *J. Web Semant. Sci. Serv. Agents World Wide Web* **27–28**, 34–41 (2014). Semantic Web Challenge 2013
12. Saleem, M., Kamdar, M.R., Iqbal, A., Sampath, S., Deus, H.F., Ngonga, A.-C.: Fostering serendipity through big linked data. In: Semantic Web Challenge at ISWC (2013)
13. Saleem, M., Ngonga Ngomo, A.-C.: HiBISCuS: hypergraph-based source selection for SPARQL endpoint federation. In: Presutti, V., d’Amato, C., Gandon, F., d’Aquin, M., Staab, S., Tordai, A. (eds.) ESWC 2014. LNCS, vol. 8465, pp. 176–191. Springer, Cham (2014). https://doi.org/10.1007/978-3-319-07443-6_13
14. Vandenbussche, P.-Y., Umbrich, J., Matteis, L., Hogan, A., Buil-Aranda, C.: SPARQLES: monitoring public SPARQL endpoints. *Semant. Web* **8**(6), 1049–1065 (2017)