



Magma Mixing: History and Dynamics of an Eruption Trigger

Daniele Morgavi, Ilenia Arienzo, Chiara Montagna, Diego Perugini and Donald B. Dingwell

Abstract

The most violent and catastrophic volcanic eruptions on Earth have been triggered by the refilling of a felsic volcanic magma chamber by a hotter more mafic magma. Examples include Vesuvius 79 AD, Krakatau 1883, Pinatubo 1991, and Eyjafjallajökull 2010. Since the first hypothesis, plenty of evidence of magma mixing processes, in all tectonic environments, has accumulated in the literature allowing this natural process to be defined as fundamental petrological processes playing a role in triggering volcanic eruptions, and in the generation of the compositional variability of igneous rocks. Combined with petrographic, mineral chemistry and geochemical investigations, isotopic analyses on volcanic rocks have revealed compositional variations at different length scales pointing to a complex interplay of fractional crystallization, mixing/mingling and crustal contamination during the evolution of several magmatic feeding systems. But to fully understand the dynamics of mixing and mingling

D. Morgavi · D. Perugini
Department of Physics and Geology,
University of Perugia, Piazza Università,
06100 Perugia, Italy

D. Morgavi (✉) · D.B. Dingwell
Department Earth and Environmental Sciences,
Ludwig-Maximilian-University (LMU),
Theresienstrasse 41/III, 80333 Munich, Germany
e-mail: daniele.morgavi@unipg.it

I. Arienzo
Istituto Nazionale Di Geofisica E Vulcanologia,
Osservatorio Vesuviano, Via Diocleziano, 328,
8124 Naples, Italy

C. Montagna
Istituto Nazionale Di Geofisica E Vulcanologia,
Via Della Faggiola, 32, Pisa 56126, Italy

processes, that are impossible to observe directly, at a realistically large scale, it is necessary to resort to numerical simulations of the complex interaction dynamics between chemically different magmas.

Keywords

Magma mixing · Mingling · Isotope · Modelling

1 Magma Mixing: A Brief Historical Overview

One of the first investigations on magma mixing recorded in the literature is the work of the chemist Bunsen (1851), a scholar at the University of Heidelberg who published research on the chemical variation of igneous rocks from the western region of Iceland. Through chemical analyses Bunsen highlighted that the linear correlation between pairs of chemical elements in binary plots in those Icelandic rocks was the consequence of “simple” binary mixing between two magmas with different chemical composition. Bunsen published this data and, for the first time, magma mixing was taken into account to explain the chemical variation of a suite of igneous rocks. This idea triggered a strong critical reaction from the geological community; the strongest opposition coming from Wolfgang Sartorius Freiherr von Waltershausen an expert on the Iceland and Etna volcanic areas at that time. He mostly argued against the method used by Bunsen of averaging rock analyses to calculate the starting end-members that eventually took part in the mixing process. Sartorius criticized not only the arbitrary choice of the end-members but also disliked the idea of Bunsen of an extensive layering of felsic/mafic rocks and magmas beneath Iceland.

Since the beginning of the 20th century, the experimental and thermodynamic work of Norman L. Bowen (e.g., Bowen 1928) has had a profound influence upon the way petrological

processes and igneous differentiations are conceived. The conceptual model of fractional crystallization was firmly established as the most fundamental petrological process for generating the diversity of igneous rocks and remained so for many decades. Although Bowen did not explicitly deny the possibility of magma mixing, he reinterpreted field evidence of magma mixing rather as immiscibility of liquids (e.g., Bowen 1928). In 1944, Wilcox published a work on the Gardner River complex (Yellowstone, USA; Wilcox 1944) which is now considered a milestone for evidence of magma mixing, even if at that time it received strong comments from Fenner and remained one of the few papers on the topic. Only in the 1970's geoscientists started to deeply investigate magma mixing, recorded as a plethora of unequivocal evidence in both plutonic and volcanic rocks, as a major petrogenetic process (e.g., Eichelberger 1978, 1980; Blundy and Sparks 1992; Wiebe 1994; Wilcox 1999). Since the first hypotheses about the origin of mixed igneous rocks (e.g., Bunsen 1851), plenty of evidence of magma mixing processes, in all tectonic environments, throughout geological time, has accumulated in the literature allowing this natural process to be defined as a fundamental petrological process playing a key role in the generation of the compositional variability of igneous rocks and as a major process for planetary differentiation (e.g., Eichelberger 1978, 1980; Blundy and Sparks 1992; Wiebe 1994; De Campos et al. 2004; Perugini and Poli 2012; Morgavi et al. 2016).

2 Magma Mixing: Field Evidence

It is common practice in the petrological community to split magma mixing into two separate physico/chemical processes: (i) mechanical mixing (also referred to as “magma mingling”), by which two or more batches of magma mingle without chemical exchanges between them, and (ii) a chemical mixing (also referred to as “magma mixing”) triggered by chemical exchanges between the interacting magmas in which elements move from one magma to the other according to compositional gradients continuously generated by the mechanical dispersion of the two magmas (e.g., Flinders and Clemens 1996). Physically, “magma mingling” is mainly controlled by the viscosity contrast between the two magmas; decreasing of the viscosity contrast results in progressively more efficient mingling dynamics (e.g., Sparks and Marshall 1986; Grasset and Albarede 1994; Bateman 1995; Poli et al. 1996; Perugini and Poli 2005). Chemically, “magma mixing” is driven by the mobility of chemical elements in the melt fractions of the two magmas (e.g., Leshner 1990; Baker 1990). Linear variations in inter-elemental plots for a set of rock samples have long been considered as the sole evidence for the occurrence of magma mixing (e.g., Fourcade and Allegre 1981).

The adoption of the above conceptual models led to the common practice of applying the term magma mingling to indicate the process acting to physically disperse (no chemical exchanges are involved) two or more magmas, whereas the term magma mixing indicates that the mingling process is also accompanied by chemical exchanges. Although such a conceptual approach may allow us to simplify the complexity of the magma mixing process and make it more tractable from the petrological point of view, unfortunately such terminology is not consistently used in the literature and this causes some misunderstanding. Although it is not always easy to clearly discriminate between the two processes, mingling is quite a rare process in nature as physical dispersion and chemical exchanges must occur in tandem during magma mixing processes (e.g., Wilcox 1999; Perugini and Poli 2012).

The most common evidence for magma mixing in igneous rocks is the occurrence of textural heterogeneity; the processes responsible for this have been discussed extensively in many works in the last decades (e.g., Eichelberger 1975; Anderson 1976; Bacon 1986; Didier and Barbarin 1991; Wada 1995; De Rosa et al. 1996; Ventura 1998; Smith 2000; Snyder 2000; De Rosa et al. 2002; Perugini et al. 2002, 2007; Perugini and Poli 2005, 2012; Pritchard et al. 2013; Morgavi et al. 2016).

In order to provide possible classification of magma mixing structures, the evidence of mechanical mixing in igneous rocks can be roughly divided into three different groups: (i) flow structures, (ii) magmatic enclaves and (iii) physico-chemical disequilibria in melts and crystals (e.g., Walker and Skelhorn 1966; Didier and Barbarin 1991; Hibbard 1995; Flinders and Clemens 1996; Wilcox 1944, 1999; Perugini et al. 2002, 2003; Streck 2008; Perugini and Poli 2012; Morgavi et al. 2016). Flow structures can be readily recognized in field outcrops as they show alternating light and dark coloured bands constituted by magmas with different compositions. Figure 1a, b shows some examples of fluid structures occurring in volcanic rocks from Grizzly Lake outcrop in Yellowstone National Park (USA) (Pritchard et al. 2013; Morgavi et al. 2016) and from Soufrière Hills volcano (Island of Montserrat, UK) (Plail et al. 2014). In particular, Fig. 1a shows flow bands of rhyolitic magma (white) intruding in a basaltic/hybrid magma (red to dark grey) whereas Fig. 1b shows an alternation of flow bands of rhyolitic (white) and hybrid magma (dark grey) across which basaltic enclaves (light grey) occur. The latter are surrounded by flow bands of hybrid filaments (blue).

Magmatic enclaves are probably the structural evidence that, according to common thinking, mostly characterize magma mixing processes. The term magmatic enclave is used to identify a discrete portion of a magma occurring within a host magma with a different composition (e.g., Wilcox 1944; Walker and Skelhorn 1966; Bacon 1986, Didier and Barbarin 1991). Generally, enclaves display quite sharp contacts with the



Fig. 1 Detailed images of the mixing features present at Grizzly Lake (Yellowstone) (**a**, **b**) and Soufrière Hills volcano (Montserrat) (**c**, **d**). Figure 1a shows the rhyolitic magma (white) has apparently intruded into the basaltic magma and the hybrid portions are present at the contact between the two end-members. Two large basaltic enclaves are visible at the bottom left and at the centre

right. Figure 1b shows the stretching and folding of hybrid magma (dark grey) into a rhyolitic portion (white) with the presence of several basaltic enclaves. Figure 1c shows a basaltic enclave surrounded by andesitic magma (Soufrière Hills, from the 2010 eruption). Figure 1d exhibits at the centre a basaltic enclave in and andesitic host from Soufrière Hills volcano

host rock, although it is not rare to observe that some enclaves display engulfment and disruption of their boundaries due to infiltration of the host magma. Some examples of enclaves found in the volcanic rocks from Soufrière Hills are shown in Fig. 1c, d.

Dis-equilibrium textures in minerals (Fig. 2a–c) can be viewed as recorders of the thermal and compositional disequilibria operating in the magmatic system during the development of magma mixing processes. As the zoning pattern can be well preserved in minerals from both the plutonic and volcanic rocks, crystal populations from both environments can be used

to reconstruct the time evolution of thermal and compositional exchanges between the two magmas during mixing. Recent studies highlighted the importance of detailed investigations of crystal compositional variability not only to reconstruct the fluid-dynamic regime governing the evolution of the igneous body, but also to understand the length-scale of the compositional variability induced by the mixing process, the latter being considered as a proxy to estimate the residence time of magmas in sub-volcanic reservoirs prior to eruption (e.g., Costa and Chakraborty 2004; Martin et al. 2008; Chamberlain et al. 2014; Perugini et al. 2003).




Fig. 2 Backscattered electron (BSE) image of a section of disequilibrium textures in rock and minerals from Yellowstone, Montserrat and Phlegrean Fields. **a** Mixed rock from Grizzly Lake Complex (Yellowstone) showing the interaction between the basaltic portion, the hybrid portion and the rhyolitic portion. **b** Mixed rock section from the 2010 Soufrière Hill eruption (Montserrat) showing disequilibrium texture in the basaltic and the

andesitic rock. **c** Crystal from the 4.67 ± 0.09 cal ka Agnano Monte-Spina eruption (Phlegrean fields) occurred from a vent in the Agnano-San Vito area, has a darker (i.e., Ba-poorer) resorbed core and an inner rim with “swirly” zonation textures that indicate crystallization and dissolution. The outer rim is characterized by small-scale wavy oscillatory zoning that results from high-frequency growth and resorption events

3 Numerical and Experimental Studies: New Ideas for Deciphering the Complexity of Magma Mixing

Studies focused on numerical and experimental investigation of magma mixing dynamics (e.g., Perugini et al. 2003, 2008, 2015; De Campos et al. 2004, 2008, 2011; Petrelli et al. 2011; Montagna et al. 2015; Morgavi et al. 2015;

Laumonier et al. 2014) can provide additional tools for a better understanding of the complexity of the mixing process, the evolution of which is governed by a continuous exchanges. One of the most striking results arising from these studies is that, during mixing, chemical elements experience a diffusive fractionation process due to the development in time of chaotic mixing dynamics (Perugini et al. 2006, 2008). This process is considered the source of strong deviations in many chemical elements from the linear

variations in inter-elemental plots that would otherwise be expected, based on a conceptual model classically adopted in the geochemical modelling of magma mixing processes (e.g., Fourcade and Allegre 1981; Perugini and Poli 2012 and references therein). Recent studies on the mineralogical and geochemical features of mixed rocks (e.g., Hibbard 1981, 1995; Wallace and Bergantz 2002; Costa and Chakraborty 2004; Perugini and Poli 2005; Slaby et al. 2010), as well as those focused on quantitative analyses of morphologies related to textural heterogeneity (e.g., Wada 1995; De Rosa et al. 2002; Perugini and Poli 2005; Perugini et al. 2002, 2003) have highlighted the dominant role played by chaotic mixing dynamics in producing the substantial complexity of geochemical variations and textural patterns found in the resultant rocks (e.g., Flinders and Clemens 1996; De Campos et al. 2011; Morgavi et al. 2013a, b, c, 2016). Despite significant attention in the past, however, few works have focused on the understanding of the relationship between the morphology of the mixing patterns and the geochemical variability of the system using experimental devices (e.g., De Rosa et al. 2002).

Based upon the combination of field observations and the outcome from numerical simulations, a new experimental apparatus has been developed to perform mixing experiments using high viscosity silicate melts at high temperature (De Campos et al. 2011; Morgavi et al. 2013a, c, 2015). This device has been used to study the mixing process between natural melts, enabling the investigation of the influence of chaotic dynamics on the geochemical evolution of the system of mixing magmas (Morgavi et al. 2013a, b, c, 2015).

Preliminary results indicate that the time evolution of compositional exchanges between magmas from the experiments can be effectively modelled, leading to the prospect that the record of magma mixing processes may serve as chronometers to estimate the time interval between mixing and eruption (Perugini et al. 2010; Perugini and Poli 2012; Morgavi et al. 2013a, b, c, 2015; Perugini et al. 2015).

4 Geochemical Evidence of Magma Mixing/Mingling: An Example from the Campi Flegrei Volcanic Area

In some volcanic areas chemically and isotopically distinct magmas have been erupted, and their composition identified by analyzing the chemical composition of the erupted products (e.g., Pantelleria (Italy), Gedemsa and Fanta 'Ale (Main Ethiopian Rift), Gorely Eruptive Center (Kamchatka); Civetta et al. 1997; Giordano et al. 2014; Seligman et al. 2014). However, in other volcanic complexes the majority of the erupted products are chemically rather homogeneous, displaying a dominant composition (e.g., trachybasalt at Mt. Etna; trachyte at Campi Flegrei, Italy; basalt at Réunion Island, Indian Ocean; andesite at Popocatepetl, Mexico). Despite the roughly homogenous composition of products from these volcanic areas, their isotopic features suggest that complex open system processes occurred and superposed the main fractional crystallization trend. In fact, isotopic analyses (e.g., Sr, Nd, Pd, B) have been proven to be an important tool for discriminating between closed-system fractional crystallization and open-system magma mixing/mingling or crustal contamination (e.g., James 1982; Knesel et al. 1999; Turner and Foden 2001). Combined with petrographic, mineral chemistry and chemical investigations, isotopic analyses on volcanic rocks have revealed compositional variations at different length-scales (bulk rock, minerals, single crystals) pointing to a complex interplay of fractional crystallization, mixing/mingling and crustal contamination during the evolution of several magmatic feeding systems (e.g., Di Renzo et al. 2011 and references therein; Melluso et al. 2012; Corsaro et al. 2013 and references therein; Di Muro et al. 2014 and references therein; Brown et al. 2014). Furthermore, together with conventional isotopic analyses, current technologies permit high precision, in situ determination of Sr isotopic ratios of portions of phenocryst and glasses. In fact, microsampling by MicroMill™, coupled with isotopic measurement by Thermal

Ionization Mass Spectrometry (TIMS), allows for the performance of high precision determination of Sr isotopic composition of single crystals or portions of them. This information, unobtainable from bulk samples, has been used successfully to gather information on the time- and length-scales of the pre-eruptive magmatic processes, for identifying mantle sources and/or magmatic end-members and for tracking the time evolution of magma differentiation (e.g., Davidson et al. 1990; Davidson and Tepley 1997; Davidson et al. 1998; Knesel et al. 1999; Font et al. 2008; Kinman et al. 2009; Francalanci et al. 2012; Braschi et al. 2012; Jolis et al. 2013; Arienzo et al. 2015).

Among the active volcanic areas worldwide the volcanic hazard posed by the Campi Flegrei caldera is extremely high, due to its explosive character. Both the high volcanic hazard and the intense urbanization result in an extreme volcanic risk in this area, leading to a considerable interest in understanding which processes might contribute to triggering of eruptions and controlling? eruptive dynamics. The Campi Flegrei caldera is a nested and resurgent structure in the Campania Region, South Italy (Orsi et al. 1996), possibly formed after two large caldera forming eruptions: the Campanian Ignimbrite eruption (39 ka, Fedele et al. 2008) and the Neapolitan Yellow Tuff (15 ka, Deino et al. 2004). Its magmatic system is still active as testified by the occurrence of the last eruption in 1538 AD, as well as the present widespread fumaroles and hot springs activity, and the persistent state of unrest (Del Gaudio et al. 2010; Chiodini et al. 2003, 2012, 2015; Moretti et al. 2013). For compositionally homogenous magmas such as those extruded at the Campi Flegrei caldera (trachytes and phonolites being by far the most abundant rocks), major oxide and trace element variations cannot be used to unequivocally establish which magma evolution processes operated. Thus, together with petrographic, mineral chemistry and chemical data, isotopic investigations on volcanic rocks spanning the history of the volcano have been performed in recent decades in order to define the role of variable magmatic processes in

the evolution of its feeding system up to eruption (e.g., Civetta et al. 1997; D'Antonio et al. 1999, 2013; de Vita et al. 1999; Pappalardo et al. 2002; Fedele et al. 2008, 2009; Tonarini et al. 2004, 2009; Arienzo et al. 2010, 2011; Perugini et al. 2010; Di Vito et al. 2011; Melluso et al. 2012; Arienzo et al. 2015).

In particular, detailed investigations of the geochemical and isotopic (Sr, Nd, Pb, and B) features of the younger than 15 ka Campi Flegrei volcanic products gave understanding to how many variable magmatic components, rising from large depth and/or stagnating in middle crustal reservoir(s), recharged the shallowest reservoir(s) and interacted with magma batches left from previous eruptions (Di Renzo et al. 2011). One identified magmatic component, geochemically similar to magma from the Neapolitan ca. 0.70750, $^{143}\text{Nd}/^{144}\text{Nd}$ ratio of ca. 0.51247, $^{206}\text{Pb}/^{204}\text{Pb}$ of ca. 19.04 and $d_{11\text{B}}$ of ca. -7.8% , has been the most prevalent component over the past 15 ka. A second magmatic component, having geochemical features similar to the Minopoli 2 magma (D'Antonio et al. 1999; Di Renzo et al. 2011), first erupted 10 ka ago, is shoshonitic in composition. It is the most enriched in radiogenic Sr ($^{87}\text{Sr}/^{86}\text{Sr}$ of ca. 0.70850) and unradiogenic Nd and Pb ($^{143}\text{Nd}/^{144}\text{Nd}$ ratio of ca. 0.51238, $^{206}\text{Pb}/^{204}\text{Pb}$ of ca. 18.90), and it is characterised by the lowest $d_{11\text{B}}$ value of ca. -7.4% . The third component is trachytic in composition and is characterized by lower $^{206}\text{Pb}/^{204}\text{Pb}$ (ca. 19.08), $^{87}\text{Sr}/^{86}\text{Sr}$ (ca. 0.70720) and $d_{11\text{B}}$ (-9.8%) and higher $^{143}\text{Nd}/^{144}\text{Nd}$ (ca. 0.51250), with respect to the Neapolitan Yellow Tuff component (Tonarini et al. 2009; Di Renzo et al. 2011; Arienzo et al. 2015). This third composition is known as the Astroni 6 component due to the fact that it best recognized in the Astroni 6 erupted products (Di Renzo et al. 2011). During the past 5 ka of activity, this new component has been suggested to have mixed in variable proportions with the Neapolitan Yellow Tuff and Minopoli 2 magmatic components, which dominated the Campi Flegrei volcanic activity mostly in the time span from 15 to 5 ka (Fig. 3).

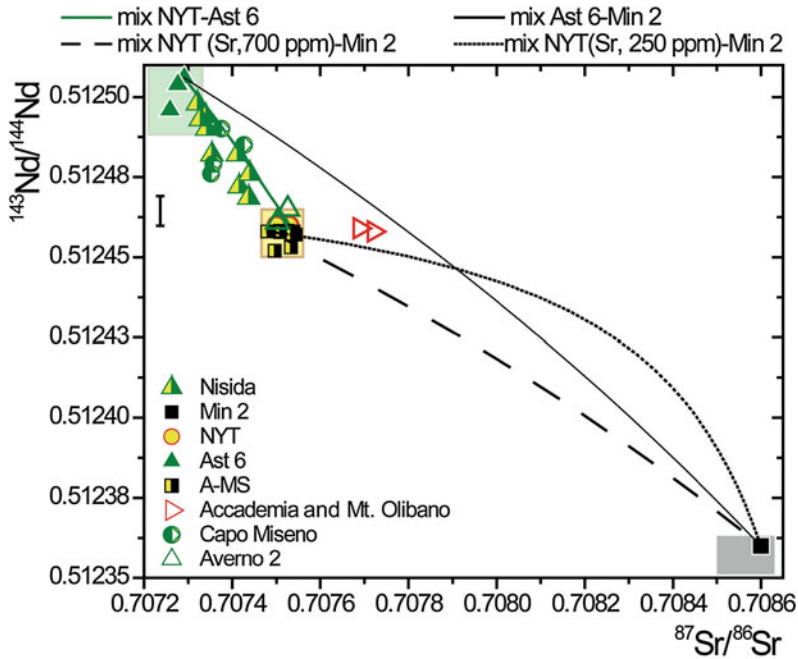


Fig. 3 Modelling of the Sr-Nd isotopic features of some of the Campi Flegrei volcanics of the past 5 ka, by assuming mixing among the Astroni 6 (Ast-6)-, Neapolitan Yellow Tuff (NYT)- and Minopoli 2 (Min 2)-like magmatic components. The green, yellow and black boxes represent the range of Sr and Nd isotopes of the products erupted during the Astroni 6, Neapolitan Yellow

Tuff and the Minopoli 2 eruptions, respectively. Symbols inside the plot represent volcanic products belonging to the listed eruptions. The vertical error bar is the uncertainty in $^{143}\text{Nd}/^{144}\text{Nd}$ determination at the 2σ level of confidence; that for $^{87}\text{Sr}/^{86}\text{Sr}$ is included in the symbols. Modified after Arienzo et al. (2016)

Based on isotope investigations and melt inclusions studies, Arienzo et al. (2016) suggested that the Astroni 6 component, although undergoing differentiation during uprising, had a deep origin (larger than 8 km depth). Indeed, this magma rose not only inside and along the margins of the caldera, but also at the intersection between SE-NW and NE-SW regional fault systems mixing with the NYT-like magma component at shallower depth, and possibly entrapping crystals accumulated during older eruptions.

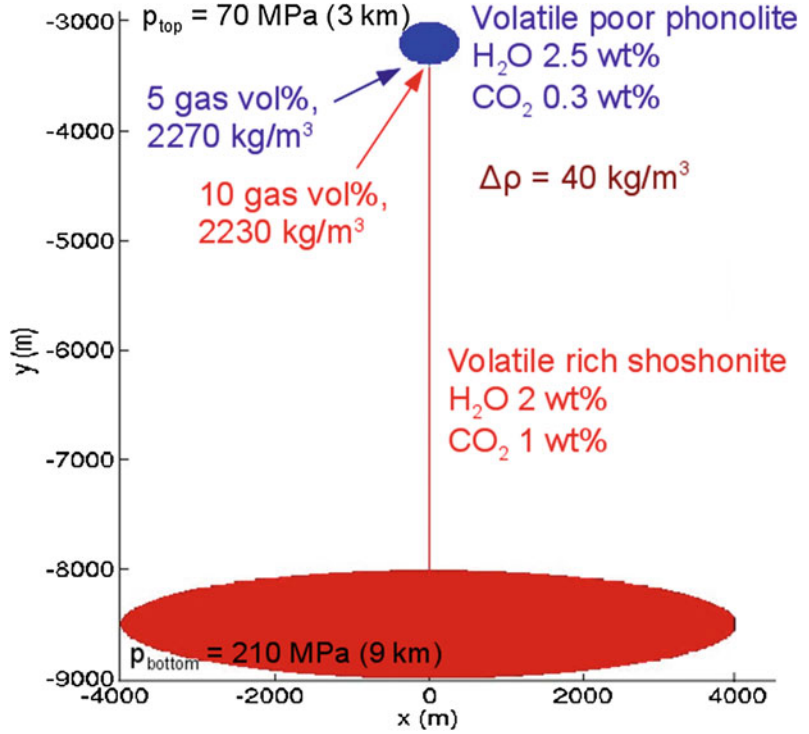
This detailed study of the Campi Flegrei volcanic system highlights that Sr isotopic micro-analysis and, in general, more conventional isotopic analyses, coupled with petrographic, mineral chemistry and geochemical data can provide a better knowledge of the mixing/mingling processes and of the mixing end-members. In turn, they provide (i) information for evaluating the

volcanic hazards and mitigating the related risks and (ii) the basic geochemical and petrologic knowledge for the numerical simulations.

5 Numerical Simulation of Magma Mingling and Mixing

To understand mixing and mingling processes at a realistically large scale, it is necessary to resort to numerical simulations of the complex interaction dynamics between chemically different magmas. Referring to the archetypal case of the Campi Flegrei magmatic system as described above, the interaction of a shoshonite and a more evolved phonolite has been investigated in detail to provide constraints on the time and length scales of the mixing dynamics. The simulated system consists of a very large, deep (8 km) reservoir connected by a dike to a shallower,

Fig. 4 Initial setup for the numerical simulations of magma chamber replenishment at Campi Flegrei caldera. The two interacting magmas are characterized by different compositions and volatile contents, thus densities and gas volume fractions



smaller chamber (Fig. 4). The chemical interactions between the two magmas cannot be resolved on the simulated large scale, as the computational costs required would be too high. The shoshonitic magma, being richer in volatiles than the resident phonolitic melt, rises into the phonolitic chamber by buoyancy, generating convection and mixing within the reservoir and in the feeding dike. Both magmatic components include a liquid (silicate melt) and a gaseous phase, that cannot decouple from the host melt. Space-time varying volatile exsolution is computed as a function of local composition, pressure and temperature following Papale et al. (2006). More details on magma chamber dynamics can be found in Chap. 8 ‘Magma chamber rejuvenation: insights from numerical models’ of this book.

The main results show that the chaotic patterns observed in the products and in recently developed experimental setups (Morgavi et al. 2013a, b, c, 2015) are reproducible (Fig. 5), and

that the two magmas mingle very efficiently from the beginning of their interaction. As time progresses, convection slows down due to smaller buoyancy of the incoming mixed component, and the instability proceeds in time asymptotically: the more the two end-members have mingled, the less intense the convection. A time-dependent mixing efficiency η_C can be defined as:

$$\eta_C = \frac{|m_R(t) - m_R(0)|}{m_R(0)}. \quad (1)$$

In the equation above, $m_R(t)$ is the mass of the resident phonolitic magma at time t , thus $m_R(0)$ is the initial phonolite mass. The mixing efficiency η_C represents the relative variation of the mass of the initially resident magma in a certain region of the domain. Figure 6 shows the time evolution of mixing efficiency in the shallow chamber, for different simulated setups in terms of chamber geometry and volatile content. It clearly shows


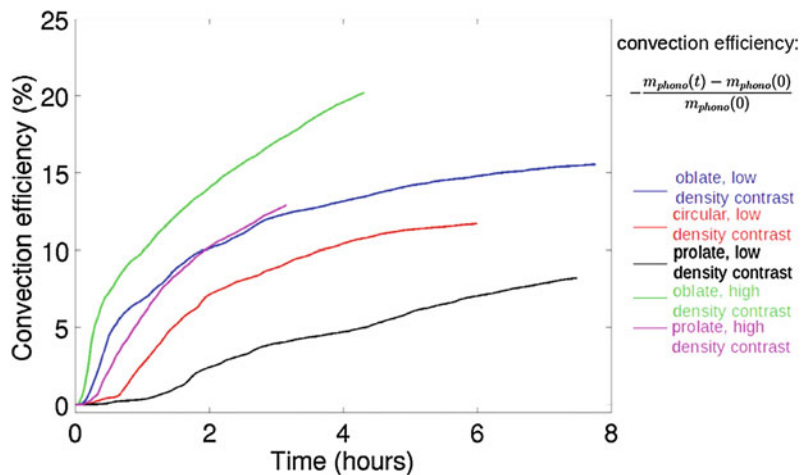


Fig. 5 Magma mixing in natural samples, experimental setups 684 and numerical modelling. Left: Lesvos (Greece) lava flow, from Perugini and Poli (2012); centre:

experimental setup, from Morgavi et al. (2013b); right: simulations of magma chamber replenishment

Fig. 6 Variation of convection efficiency with time in the shallow chamber for different simulated scenarios, characterized by varying geometry and total volatile content in the shallow chamber



that mingling is very effective on relatively short time scales, on the order of hours, in agreement with mixing timescales derived from the geochemical modelling of magma mixing experiments (Perugini et al. 2010). When buoyancy drives fast dynamics, more than 40% of the original end-member magmas have mingled in the feeder dyke within 4 h from the arrival of the gas-rich magma from depth. The asymptotic behaviour seems to be reached earlier for less efficient setups: after 4–5 h from the onset of the instability, the system seems to have reached a quasi-steady state. In these cases, a much smaller part of the two magmas has mingled.

6 Magma Mixing Time Scale and Eruption Trigger

The most violent and catastrophic volcanic eruptions on Earth have been triggered by the refilling of a felsic volcanic magma chamber by a hottest and more mafic magma (Kent et al. 2010; Murphy 1998). Examples include Vesuvius 79 AD (Cioni et al. 1995), Krakatau 1883 (Self 1992), Pinatubo 1991 (Kress 1997), the Campanian Ignimbrite (Arienzo et al. 2009) and Eyjafjallajökull 2010 (Sigmundsson et al. 2010). Injection of the more mafic magma into the felsic

magma triggers convection dynamics and widespread mixing (Sparks et al. 1977). Vesiculation induced by convection increases magma pressure and may fracture the volcanic edifice triggering an explosive eruption. The injection and mixing process is accompanied by geophysical signals, such as earthquakes, gravity changes and ultra-long-period ground oscillations, that can now be accurately detected (Williams and Rymer 2002; Longo et al. 2012; Bagagli et al. 2017). The knowledge of the time elapsing between the beginning of mixing (and associated geophysical signals) and eruption is thus of greatest importance in forecasting the onset of a volcanic eruption.

Recent studies highlighted that in order to preserve magma mixing structures (i.e., filaments, swirls, bandings) in the rocks, the time elapsed between the beginning of mixing and the subsequent eruption must be very short; on the order of hours or days (Perugini et al. 2010). Preserved structures would indicate mixing was the last process recorded by the magmatic system and its study can unravel unprecedented information on pre-eruptive behaviour of volcanoes.

The compositional heterogeneity produced by magma mixing, and subsequently frozen in time in the volcanic products, can hence be viewed as a broken clock at a crime scene; it can potentially be used to determine the time of the incident. Following this idea and combining numerical simulations with magma mixing experiments using natural compositions and statistical analyses it was shown that for three volcanic eruptions from the Campi Flegrei volcanic system (Astroni, Averno and Agnano Monte Spina) the mixing-to-eruption timescale are of the order of a few minutes (Perugini et al. 2015). These timescales indicate that very little time elapsed from the moment mixing started until eruption. These results are in agreement with recent numerical simulations of magma mixing (Montagna et al. 2015) that highlight mixing timescales of a few hours to attain complete hybridization of magmas for the Campi Flegrei magmatic systems.

These results have implications for civil protection planning of future volcanic crisis as the

high velocities of ascending magmas may imply little warning time in volcanic crises. These findings can be a starting point towards a unifying model explaining chemical exchanges in magmatic systems and supplying information on the use of chemical element mobility as geochronometers for volcanic eruptions. This may provide unparalleled clues for building an inventory of past and recent volcanic eruption timescales and could be decisive for hazard assessment in active volcanic areas.

Acknowledgements This research was funded by the European Union's Seventh Programme for research technological development and demonstration under grant agreement No 282759—VUELCO and by the ERC Consolidator Grant 612776—CHRONOS.

References

- Anderson AT (1976) Magma mixing: petrological process and volcanological tool. *J Volcanol Geotherm Res* 1:3–33
- Arienzo I, D'Antonio M, Di Renzo V, Tonarini S, Minolfi G, Orsi G, Carandente A, Belviso P, Civetta L (2015) Isotopic microanalysis sheds light on the magmatic endmembers feeding volcanic eruptions: the Astroni 6 case study (Campi Flegrei, Italy) *J Volcanol Geoth Res* 304:24–37
- Arienzo I, Mazzeo FC, Moretti R, Cavallo A, D'Antonio M (2016) Open-system magma evolution and fluid transfer at Campi Flegrei caldera (Southern Italy) during the past 5 ka as revealed by geochemical and isotopic data: the archetype of Nisida eruption. *Chem Geol* 427:109–124
- Bacon CR (1986) Magmatic inclusions in silicic and intermediate volcanic rocks. *J Geophys Res* 91:6091–6112
- Bagagli M, Montagna CP, Papale P, Longo A (2017) Signature of magmatic processes in strainmeter records at Campi Flegrei (Italy). *Geophys Res Lett* 44(2):718–725
- Baker DR (1990) Chemical Interdiffusion of Dacite and Rhyolite—Anhydrous Measurements at 1 Atm and 10 Kbar, Application of Transition-State Theory, and Diffusion in Zoned Magma Chambers. *Contrib Mineral Petr* 104:407–423
- Bateman R (1995) The interplay between crystallization, replenishment and hybridisation in large felsic magma chambers. *Earth Sci Rev* 39:91–106
- Blundy J, Sparks SRJ (1992) Petrogenesis of mafic enclaves in granitoids of the Adamello massif, Italy. *J Petrol* 33:1039–1104
- Bowen N (1928) *The evolution of the igneous rocks*. Princeton University Press, Princeton, N.J

- Braschi E, Francalanci L, Vougioukalakis GE (2012) Inverse differentiation pathway by multiple mafic magma refilling in the last magmatic activity of Nisyros Volcano, Greece. *Bull Volcanol* 74:1083–1100
- Brown RJ, Civetta L, Arienzo I, D'Antonio M, Moretti R, Orsi G, Tomlinson EL, Albert PG, Menzies MA (2014) Geochemical and isotopic insights into the assembly, evolution and disruption of a magmatic plumbing system before and after a cataclysmic caldera Dcollapse eruption at Ischia volcano (Italy). *Contrib Mineral Petrol* 168, 1035. doi:<https://doi.org/10.1007/s00410-014-1035-1>
- Bunsen W (1851) Über die Prozesse der vulkanischen Gesteinsbildungen Islands. *Ann Phys Chem (Dritte Reihe)* 83:197–272
- Chamberlain KJ, Morgan DJ, Wilson CJN (2014) Timescales of mixing and mobilisation in the Bishop Tuff magma body: perspectives from diffusion chronometry. *Contrib Mineral Petrol* 167:1034. <https://doi.org/10.1007/s00410-014-1034-2>
- Chiodini G, Caliro S, De Martino P, Avino R, Gherardi F (2012) Early signals of new volcanic unrest at Campi Flegrei caldera? Insights from geochemical data and physical simulations. *Geology* 40:943–946
- Chiodini G, Todesco M, Caliro S, Del Gaudio C, Macedonio G, Russo M (2003) Magma degassing as a trigger of bradyseismic events; the case of Phlegrean Fields (Italy). *Geophys Res Lett* 30(8):1434. <https://doi.org/10.1029/2002GL01679>
- Chiodini G, Vandemeulebrouck J, Caliro S, D'Auria L, De Martino P, Mangiacapra A, Petrillo Z (2015) Evidence of thermal-driven processes triggering the 2005–2014 unrest at Campi Flegrei caldera. *Earth Planet Sci Lett* 414:58–67
- Cioni R, Civetta L, Marianelli P, Metrich N, Santacroce R, Sbrana A (1995) Compositional layering and syn-eruptive mixing of a periodically refilled shallow magma chamber: the AD 79 Plinian eruption of Vesuvius. *J Petrol* 36:739–776
- Civetta L, Orsi G, Pappalardo L, Fisher RV, Heiken G, Ort M (1997) Geochemical zoning, mingling, eruptive dynamics and depositional processes—the Campanian Ignimbrite, Campi Flegrei Caldera, Italy. *J Volcanol Geotherm Res* 75:183–219
- Corsaro RA, Di Renzo V, Di Stefano S, Miraglia L, Civetta L (2013) Relationship between magmatic processes in the plumbing system of Mt. Etna and the dynamics of the eastern flank: inferences from the petrologic study of the products erupted from 1995 to 2005. *J Volcanol Geotherm Res* 251:75–89
- Costa F, Chakraborty S (2004) Decadal time gaps between mafic intrusion and silicic eruption obtained by chemical zoning patterns in olivine. *Earth Planet Sci Lett* 227:517–530
- D'Antonio M, Civetta L, Orsi G, Pappalardo L, Piochi M, Carandente A, de Vita S, Di Vito MA, Isaia R (1999) The present state of the magmatic system of the Campi Flegrei caldera based on a reconstruction of its behavior in the past 12 ka. *J Volcanol Geotherm Res* 91:247–268
- D'Antonio M, Tonarini S, Arienzo I, Civetta L, Dallai L, Moretti R, Orsi G, Andria M, Trecalli A (2013) Mantle and crustal processes in the magmatism of the Campania region: inferences from mineralogy, geochemistry, and Sr–Nd–O isotopes of young hybrid volcanics of the Ischia island (South Italy). *Contrib Mineral Petrol* 165:1173–1194. <https://doi.org/10.1007/s00410-013-0853-x>
- Davidson JP, McMillan NJ, Moorbath S, Worner G (1990) The Nevados de Payachata volcanic region (18S, 69 W, N. Chile) II. Evidence for widespread crustal involvement in Andean magmatism. *Contrib Mineral Petrol* 105:412–432
- Davidson JP, Tepley FJ III (1997) Recharge in volcanic systems; evidence from isotopic profiles of phenocrysts. *Science* 275:826–829
- Davidson JP, Tepley FJ III, Knesel KM (1998) Crystal isotopic stratigraphy; a method for constraining magma differentiation pathways. *Eos* 79:185–189
- De Campos CP, Dingwell DB, Fehr KT (2004) Decoupled convection cells from mixing experiments with alkaline melts from Phlegrean Fields. *Chem Geol* 213:227–251
- De Campos CP, Dingwell DB, Perugini D, Civetta L, Fehr TK (2008) Heterogeneities in magma chambers: insight from the behaviour of major and minor elements during mixing experiments with natural alkaline melts. *Chem Geol* 256:131–145
- De Campos CP, Perugini D, Ertel-Ingrisch W, Dingwell DB, Poli G (2011) Enhancement of Magma mixing efficiency by Chaotic Dynamics: an experimental study. *Contrib Mineral Petrol* 161:863–881
- Deino AL, Orsi G, de Vita S, Piochi M (2004) The age of the Neapolitan Yellow Tuff caldera-forming eruption (Campi Flegrei caldera—Italy) assessed by $^{40}\text{Ar}/^{39}\text{Ar}$ dating method. *J Volcanol Geotherm Res* 133:157–170
- De Rosa R, Donato P, Ventura G (2002) Fractal analysis of mingled/mixed magmas: an example from the Upper Pollara eruption (Salina Island, Southern Tyrrhenian Sea, Italy). *Lithos* 65:299–311
- De Rosa R, Mazzuoli R, Ventura G (1996) Relationships between deformation and mixing processes in lava flows: a case study from Salina (Aeolian Islands, Tyrrhenian Sea). *Bull Volcanol* 58:286–297
- de Vita S, Orsi G, Civetta L, Carandente A, D'Antonio M, Deino A, di Cesare T, Di Vito MA, Fisher RV, Isaia R, Marotta E, Necco A, Ort M, Pappalardo L, Piochi M, Southon J (1999) The Agnano-Monte Spina eruption (4100 years BP) in the restless Campi Flegrei caldera (Italy). *J Volcanol Geotherm Res* 91:269–301
- Del Gaudio C, Aquino I, Ricciardi GP, Ricco C, Scandone R (2010) Unrest episodes at Campi Flegrei: a reconstruction of vertical ground movements during 1905–2009. *J Volcanol Geotherm Res* 195:48–56
- Di Muro A, Metrich N, Vergani D, Rosi M, Armienti P, Fourgeroux T, Deloule E, Arienzo I, Civetta L (2014) The shallow plumbing system of Piton de la Fournaise volcano (La Reunion island, Indian Ocean) revealed by the major 2007 caldera forming eruption. *J Petrol*

- 55(7):1287–1315. <https://doi.org/10.1093/petrology/egu025>
- Di Renzo V, Arienzo I, Civetta L, D'Antonio M, Tonarini S, Di Vito MA, Orsi G (2011) The magmatic feeding system of the Campi Flegrei caldera: architecture and temporal evolution. *Chem Geol* 281: 227–241
- Di Vito MA, Arienzo I, Braia G, Civetta L, D'Antonio M, Orsi G (2011) The Averno 2 fissure eruption: a recent small size explosive event at the Campi Flegrei caldera. *Bull Volcanol* 73:295–320. <https://doi.org/10.1007/s00445-010-0417-0>
- Didier J, Barbarin B (1991) *Enclaves and Granite Petrology*, vol 13. Elsevier, Amsterdam
- Eichelberger JC (1975) Origin of andesite and dacite: evidence of mixing at Glass Mountain in California and other circum-Pacific volcanoes. *Geol Soc Amer Bull* 86:1381–1391
- Eichelberger JC (1978) Andesitic volcanism and crustal evolution. *Nature* 275:21–27
- Eichelberger JC (1980) Vesiculation of mafic magma during replenishment of silicic magma reservoirs. *Nature* 288:446–450
- Fedele L, Scarpati C, Lanphere M, Melluso L, Morra V, Perrotta A, Ricci G (2008) The Breccia Museo formation, Campi Flegrei, southern Italy: geochronology, chemostratigraphy and relationship with the Campanian Ignimbrite eruption. *Bull Volcanol* 70:1189–1219
- Fedele L, Zanetti A, Morra V, Lustrino M, Melluso L, Vannucci R (2009) Clinopyroxene/liquid trace element partitioning in natural trachyte-trachyphonolite systems: insights from Campi Flegrei (southern Italy). *Contrib Mineral Petr* 158:337–356. <https://doi.org/10.1007/s00410-009-0386-5>
- Flinders J, Clemens JD (1996) Non-linear dynamics, chaos, complexity and enclaves in granitoid magmas. *Trans R Soc Edinburgh: Earth Sci* 87:225–232
- Font L, Davidson JP, Pearson DG, Nowell GM, Jerram DA, Ottley CJ (2008) Sr and Pb isotopic micro-analysis of plagioclase crystals from Skye lavas: an insight into open-system processes in a flood basalt province. *J Petrol* 49(8):1449–1471
- Fourcade S, Allegre CJ (1981) Trace element behaviour in granite genesis: a case study the calc-alkaline plutonic association from the Querigut Complex (Pyrenees France). *Contrib Mineral Petr* 76:177–195
- Francalanci L, Avanzinelli R, Nardini I, Tiepolo M, Davidson JP, Vannucci R (2012) Crystal recycling in the steady-state system of the active Stromboli volcano: a 2.5-ka story inferred from in situ Sr-isotopic and trace element data. *Contrib Mineral Petr* 163:109–131
- Grasset O, Albarede F (1994) Hybridisation of mingling magmas with different densities. *Earth Planet Sci Lett* 121:327–332
- Hibbard MJ (1981) The magma mixing origin of mantled feldspar. *Contrib Mineral Petrol* 76:158–170
- Hibbard MJ (1995) *Petrography to petrogenesis*. MacMillan Publishing Company, London
- Jolis EM, Freda C, Troll VR, Deegan FM, Blythe LS, McLeod CL, Davidson JP (2013) Experimental simulation of magma-carbonate interaction beneath Mt. Vesuvius, Italy. *Contrib Mineral Petr* 166:1335–1353
- Kent AJR, Darr C, Koleszar AM, Salisbury MJ, Cooper KM (2010) Preferential eruption of andesitic magmas through recharge filtering. *Nat Geosci* 3: 631–636
- Kinman WS, Neal CR, Davidson JP, Font L (2009) The dynamics of Kerguelen Plateau magma evolution: new insights from major element, trace element and Sr isotopic microanalysis of plagioclase hosted in Elan Bank basalts. *Chem Geol* 264:247–265
- Knesel KM, Davidson JP, Duffield WA (1999) Evolution of silicic magma through assimilation and subsequent recharge: evidence from Sr isotopics in sanidine phenocrysts Taylor Creek Rhyolites. *J Petrol* 40:773–786
- Kress V (1997) Magma mixing as a source for Pinatubo sulphur. *Nature* 389:591–593
- Leshner CE (1990) Decoupling of chemical and isotopic exchange during magma mixing. *Nature* 344:235–237
- Longo A, Papale P, Vassalli M, Saccorotti G, Montagna CP, Cassioli A, Giudice S, Boschi E (2012) Magma convection and mixing dynamics as a source of Ultra-Long-Period oscillations. *Bull Volcanol* 74 (4):873–880. doi:<https://doi.org/10.1007/s00445-011-0570-0>, <https://doi.org/10.1007/s00445-011-0570-0>
- Martin VM, Morgan DJ, Jerram DA, Caddick MJ, Prior DJ, Davidson JP (2008) Bang! Month-scale eruption triggering at Santorini Volcano. *Science* 321:1178
- Melluso L, De' Gennaro R, Fedele L, Franciosi L, Morra V (2012) Evidence of crystallization in residual, Cl-F-rich, agpaite, trachyphonolitic magmas and primitive Mg-rich basalt-trachyphonolite interaction in the lava domes of the Phlegrean Fields (Italy). *Geol Mag* 149(3):532–550
- Montagna CP, Papale P, Longo A (2015) Timescales of mingling in shallow magmatic reservoir. In: Caricchi L, Blundy JD (eds) *Chemical, Physical and Temporal Evolution of Volcanic Systems*. Geological Society, London, Special Publications 422, pp 131–140
- Morgavi D, Perugini D, De Campos CP, Ertl-Ingrisch W, Dingwell DB (2013a) Time evolution of chemical exchanges during mixing of rhyolitic and basaltic melts. *Contrib Mineral Petr* 166(2):615–638
- Morgavi D, Perugini D, De Campos CP, Ertl-Ingrisch W, Dingwell DB (2013b) Morphochemistry of patterns produced by mixing of rhyolitic and basaltic melts. *J Volcanol Geotherm Res* 253:87–96
- Morgavi D, Perugini D, De Campos CP, Ertl-Ingrisch W, Lavallee Y, Morgan L, Dingwell DB (2013c) Interactions Between Rhyolitic and Basaltic Melts Unraveled by Chaotic Magma Mixing Experiments. *Chem Geol* 346:119–212
- Morgavi D, Petrelli M, Vetere FP, Gonzalez-Gartia D, Perugini D (2015) High temperature apparatus for chaotic mixing of natural silicate melts. *Rev Sci Instrum* 86(10):105108

- Morgavi D, Arzilli F, Pritchard C, Perugini D, Mancini L, Larson P, Dingwell BD (2016) The Grizzly Lake complex (Yellowstone Volcano, USA): mixing between basalt and rhyolite unraveled by microanalysis and X-ray microtomography. *Lithos* 260:457–474
- Murphy MD (1998) The role of Magma Mixing in triggering the current eruption at the Soufriere Hills Volcano, Montserrat, West Indies. *Geophys Res Lett* 25:3433–3436
- Laumonier M, Scaillet B, Pichavant M, Champallier R, Andujar J, Arbaret L (2014) On the conditions of magma mixing and its bearing on andesite production in the crust. *Nature communications*, volume 5
- Papale P, Moretti R, Barbato D (2006) The compositional dependence of the saturation surface of H₂O + CO₂ fluids in silicate melts. *Chem Geol* 229(1–3):78–95
- Pappalardo L, Piochi M, D'Antonio M, Civetta L, Petrini R (2002) Evidence for multistage magmatic evolution during the past 60 kyr at Campi Flegrei (Italy) deduced from Sr, Nd and Pb isotopic data. *J Petrol* 43(8):1415–1434
- Perugini D, De Campos CP, Dingwell DB, Petrelli M, Poli G (2008) Trace element mobility during magma mixing: preliminary experimental results. *Chem Geol* 256:146–157
- Perugini D, de Campos CP, Petrelli M, Dingwell DB (2015) Concentration variance decay during magma mixing: a volcanic chronometer. *Sci Rep* 5:14225
- Perugini D, Petrelli M, Poli G (2006) Diffusive fractionation of trace elements by chaotic mixing of magmas. *Earth Planet Sci Lett* 243:669–680
- Perugini D, Petrelli M, Poli G, De Campos C, Dingwell DB (2010) Time-scales of recent Phlegrean fields eruptions inferred from the application of a 'Diffusive Fractionation' model of trace elements. *Bull Volcanol* 72:431–447
- Perugini D, Poli G (2005) Viscous fingering during replenishment of felsic magma chambers by continuous inputs of mafic magmas: field evidence and fluid-mechanics experiments. *Geology* 33:5–8
- Perugini D, Poli G (2012) The mixing of magmas in plutonic and volcanic environments: analogies and differences. *Lithos*. <https://doi.org/10.1016/j.lithos.2012.02.002>
- Perugini D, Poli G, Gatta G (2002) Analysis and simulation of Magma mixing processes in 3D. *Lithos* 65:313–330
- Perugini D, Poli G, Mazzuoli R (2003) Chaotic advection, fractals and diffusion during mixing of Magmas: evidence from Lava Flows. *J Volcanol Geotherm Res* 124:255–279
- Perugini D, Valentini L, Poli G (2007) Insights into Magma chamber processes from the analysis of size distribution of Enclaves in Lava Flows: a case study from Vulcano Island (Southern Italy). *J Volcanol Geotherm Res* 166:193–203
- Petrelli M, Perugini D, Poli G (2011) Transition to Chaos and implications for Time-scales of Magma Hybridization during mixing processes in Magma chambers. *Lithos* 125:211–220
- Plail M, Barclay J, Humphreys MCS, Edmonds M, Herd RA, Christopher TE (2014) Characterization of mafic enclaves in the erupted products of Soufriere Hills Volcano, Montserrat, 2009–2010. In Wadge G, Robertson REA, Voight B, (eds) *The eruption of Soufriere Hills Volcano, Montserrat from 2000 to 2010*. Geological Society, London, *Memoirs*, 39, 343–360
- Poli G, Tommasini S, Halliday AN (1996) Trace elements and isotopic exchange during acid-basic magma interaction processes. *Trans Royal Soc Edinburgh: Earth Sci* 87:225–232
- Pritchard CJ, Larson PB, Spell TL, Tarbert KD (2013a) Eruption-triggered mixing of extra-caldera basalt and rhyolite complexes along the East Gallatin-Washburn fault zone, Yellowstone National Park, WY, USA. *Lithos* 175–176:163–177. doi:<https://doi.org/10.1016/j.lithos.2013.04.022>
- Self S (1992) Krakatau revisited: the course of events and interpretation of the 1883 eruption. *Geoj Lib* 28:109–121
- Sigmundsson F, Hreinsdottir S, Hooper A, Arnadottir T, Pedersen R, Roberts JM, Oskarsson N, Auriac A, Deciem J, Einarsson P, Geirsson H, Hensch M, Ofeigsson BG, Sturkell E, Sveinbjornsson H, Feigl LK (2010) Intrusion triggering of the 2010 Eyjafjallajokull explosive eruption. *Nature* 468:426–430
- Slaby E, Gotze J, Worner G, Simon K, Wrzalik R, Smigielski M (2010) K-feldspar phenocrysts in microgranular magmatic enclaves: a cathodoluminescence and geochemical study of crystal growth as a marker of magma mingling dynamics. *Lithos* 105:85–97
- Smith JV (2000) Structures on interfaces of mingled magmas, Stewart Island, New Zealand. *J Struct Geol* 22:123–133
- Sparks SRJ, Marshall LA (1986) Thermal and mechanical constraints on mixing between mafic and silicic magmas. *J Volcanol Geotherm Res* 29:99–124
- SparksSRJ Sigurdsson H, Wilson L (1977) Magma mixing: a mechanism for triggering acid explosive eruptions. *Nature* 267:315–318
- Tonarini S, D'Antonio M, Di Vito MA, Orsi G, Carandente A (2009) Geochemical and isotopic (B, Sr, Nd) evidence for mixing and mingling processes in the magmatic system feeding the Astroni volcano (4.1–3.8 ka) within the Campi Flegrei caldera (South Italy). *Lithos* 107:135–151
- Tonarini S, Leeman WP, Civetta L, D'Antonio M, Ferrara G, Necco A (2004) B/Nb and ⁵¹B systematics in the Phlegrean Volcanic District (PVD). *J Volcanol Geotherm Res* 113:123–139
- Ventura G (1998) Kinematic significance of mingling-rolling structures in lava flows: a case study from Porri volcano (Salina Southern Tyrrhenian Sea). *Bull Volcanol* 59:394–403
- Wada K (1995) Fractal structure of heterogeneous ejecta from the Meakan volcano, eastern Hokkaido, Japan: implications for mixing mechanism in a volcanic conduit. *J Volcanol Geotherm Res* 66:69–79

- Walker GPL, Skelhorn RR (1966) Some associations of acid and basic igneous rocks. *Earth Sci Rev* 2:9–109
- Wallace G, Bergantz G (2002) Wavelet-based correlation (WBC) of crystal populations and magma mixing. *Earth Planet Sci Lett* 202:133–145
- Wiebe RA (1994) Silicic magma chambers as traps for basaltic magmas: the Cadillac mountain intrusive complex, Mount Desert island, Maine. *J Geol* 102:423–427
- Wilcox RE (1944) Rhyolite-basalt complex of Gardiner River, Yellowstone Park, Wyoming. *Geol Soc Am Bull* 55:047–1080
- Wilcox RE (1999) The idea of Magma Mixing: history of a struggle for Acceptance. *J Geol* 107(4):421–432
- Williams-Jones G, Rymer H (2002) Detecting volcanic eruption precursors: a new method using gravity and deformation measurements. *J Volcanol Geotherm Res* 113:379–389

Open Access This chapter is licensed under the terms of the Creative Commons Attribution 4.0 International License (<http://creativecommons.org/licenses/by/4.0/>), which permits use, sharing, adaptation, distribution and reproduction in any medium or format, as long as you give appropriate credit to the original author(s) and the source, provide a link to the Creative Commons license and indicate if changes were made.

The images or other third party material in this chapter are included in the chapter's Creative Commons license, unless indicated otherwise in a credit line to the material. If material is not included in the chapter's Creative Commons license and your intended use is not permitted by statutory regulation or exceeds the permitted use, you will need to obtain permission directly from the copyright holder.

